

WISCONSIN HUNTING REGULATIONS

FALL 2022-SPRING 2023

REPORT NATURAL RESOURCE VIOLATIONS

Call or text
800-TIP-WDNR
(800-847-9367)
608-267-4023

- Toll-free
- Statewide
- 24-hour
- Confidential



PHOTO CREDIT: BOB HASSE
WM-685-2022

WISCONSIN HUNTING REGULATIONS

FALL 2022-SPRING 2023

CONTENTS

Season Dates	3
General Hunting Regulations	4
Licensing Requirements	7
Deer	10
Elk	15
Small Game/Upland Birds	16
Bear	21
Migratory Game Birds	23
Public And Private Lands	27
Shooting Hours	29

WHAT'S NEW

- The squirrel season now closes on the last day of February.
- Regulations on open-water waterfowl hunting have changed. See page 25 for details.

This pamphlet gives you a summary of Wisconsin's hunting laws and how they affect you; it is not a complete set of all hunting-related laws.

For complete hunting and trapping laws, consult the Wisconsin State Statutes Chapter 29 or Chapter 10 of the Administrative Code of the Department of Natural Resources.

2022-2023 SEASON DATES

NICK BERARD

DEER

Archery & Crossbow	Sept. 17–Jan. 8, 2023
Youth Deer Hunt	Oct. 8–9
Gun Deer Hunt For Hunters With Disabilities	Oct. 1–9
Gun	Nov. 19–27
Metro Sub-Unit Gun	Nov. 19–Dec. 7
Muzzleloader	Nov. 28–Dec. 7
Statewide Antlerless Hunt	Dec. 8–11
Antlerless-only Holiday Hunt*	Dec. 24–Jan. 1, 2023
*Open in select Farmland (Zone 2) counties. See page 11.	

ELK

Clam Lake Elk Management Zone Archery, Crossbow, Firearm	Oct. 15–Nov. 13; Dec. 8–16
Only bull elk may be harvested. See dnr.wi.gov and search “elk hunting” for details.	

UPLAND GAME BIRDS

Pheasant	
Statewide	Oct. 15 (9 a.m.)–Jan. 8, 2023
Bobwhite Quail	
Statewide	Oct. 15 (9 a.m.)–Dec. 7
Hungarian Partridge	
Statewide*	Oct. 15 (9 a.m.)–Jan. 8, 2023
*Closed in Clark, Marathon and Taylor counties	
Ruffed Grouse	
Zone A	Sept. 17–Jan. 8, 2023
Zone B	Oct. 15–Dec. 8
Sharp-tailed Grouse	

Season is under review. Visit dnr.wi.gov for updates.

Crow	
Statewide	Sept. 17–Nov. 17 and Jan. 18–March 20, 2023

SMALL GAME

Cottontail Rabbit	
Northern Zone	Sept. 17–Feb. 28, 2023
Southern Zone	Oct. 15 (9 a.m.)–Feb. 28, 2023
Squirrels: Gray and Fox	
Statewide	Sept. 17–Feb. 28, 2023

TURKEY

Fall 2022	Zones 1–5	Sept. 17–Jan. 8, 2023
	Zones 6–7	Sept. 17–Nov. 18
Spring 2023	Youth Hunt	April 15–16
	Period A	April 19–25
	Period B	April 26–May 2
	Period C	May 3–9
	Period D	May 10–16
	Period E	May 17–23
	Period F	May 24–30

BEAR

Zones A, B and D	Sept. 7–13: with aid of bait, all other legal methods without the aid of dogs Sept. 14–Oct. 4: with aid of dogs, with aid of bait, with all other legal methods Oct. 5–11: with aid of dogs only *Bait may be used to locate bear to hunt with the aid of dogs
Zones C, E and F	Sept. 7–Oct. 11: with all legal methods not using the aid of dogs

MIGRATORY GAME BIRDS

Early Canada Goose	
Statewide	Sept. 1–15
Early Teal	
Statewide	Sept. 1–9
Duck Season	
Youth	Sept. 17–18
Northern Zone	Sept. 24–Nov. 22
Southern Zone	Oct. 1–9 and Oct. 15–Dec. 4
Open Water Zone	Oct. 15–Dec. 13
Regular Goose	
Northern Zone	Sept. 16–Dec. 16
Southern Zone	Sept. 16–Oct. 9 and Oct. 15–Dec. 4 and Dec. 18–Jan. 3, 2023
Mississippi Zone	Oct. 1–9 and Oct. 15–Jan. 3, 2023
Woodcock	
Statewide	Sept. 24–Nov. 7
Mourning Dove	
Statewide	Sept. 1–Nov. 29

FURBEARER HUNTING

Coyote	Continuous open season
Fox: Red and Gray	Oct. 15–Feb. 15, 2023
Bobcat	
Period 1	Oct. 15–Dec. 25
Period 2	Dec. 26–Jan. 31, 2023
Raccoon	
Resident	Oct. 15–Feb. 15, 2023
Non-resident	Oct. 29–Feb. 15, 2023
Woodchuck, Opossum, Skunk, Weasel and Snowshoe Hare	
No season limits, bag limits, size limits or possession limits, but a license is required.	

GENERAL HUNTING REGULATIONS

COLBY LYSNE

DEFINITIONS

Accompany

Within visual and voice contact without the aid of any mechanical or electronic amplifying device other than a hearing aid.

Afield

An area where hunting can legally occur, such as fields, forests or similar areas.

Aggregate Daily Bag Limit

The maximum number of migratory game birds permitted to be taken by one person in any one day, when the person hunts in more than one zone or state and/or more than one species for which a combined daily bag limit is prescribed. The aggregate daily bag limit is equal to the largest daily bag limit prescribed for any one species or for any one zone or state in which the taking occurs.

Buck Deer

A deer with at least one antler that is three inches or longer in length.

Daily Bag Limit

The total number of a particular game species that a person may harvest in one day, regardless of how long or often that person hunted that day.

Firearm

Any weapon that uses gun powder, including black powder or black powder substitutes for muzzleloaders.

Highway

The entire width between the boundary lines of every public road, but does not include private roads and driveways.

Migratory game birds

Any bird which is migratory and for which an open season has been prescribed.

Point of Kill

The location at which a light is used to illuminate, identify and kill an animal. It does not include shining a light for the purpose of searching for wild animals whose specific location the hunter does not yet know.

Possession Limit

The maximum number of a game species that a person may possess at-large, including all game stored or controlled by a person, regardless of the proximity to the location of storage.

Public-access Land

Lands open to hunting that are owned, under easement to, or leased by federal, state, county, or municipal government. Managed Forest Law lands, Forest Crop Law lands, public utilities lands and lands acquired with state stewardship funds that are open to hunting are also considered public-access lands.

Public Road

Roads shown on the current official highway map available from the Department of Transportation for public use. This does not include private roads or driveways.

Roadway

The portion of the highway which is improved or ordinarily used for vehicle travel, excluding the berm or shoulder.

Take

To legally kill or harvest under the authority of a license and appropriate harvest authorization.

Unprotected Species

Mammals and birds that can be hunted year-round without bag limits or shooting hours restrictions, including starling, English (house) sparrow, chukar partridge, coturnix quail, feral pigeon, opossum, skunk, weasel, woodchuck, porcupine and all other wild mammals not specifically mentioned in the hunting and trapping regulation pamphlets and not listed as an endangered, threatened or protected species. See "protected species" on page 6 for more information.

Vehicle

Any device, motorized or not, in, upon or by which any person or property is or may be transported or towed upon a highway or other roadway. For example, cars, trucks, tractors, ATVs, UTVs, trailers, bikes and similar devices.

Waterfowl

Ducks, geese, brant, mergansers, coots and gallinules.

WEAPONS AND AMMUNITION

Weapons

It is illegal to:

- Hunt with any means other than a rifle, shotgun, handgun, muzzleloader, bow and arrow, crossbow or falconry.

- Hunt with a machine gun or other fully automatic weapon.
- Hunt a game bird with or while in possession of a shotgun larger than 10 gauge.
- Hunt deer, bear, elk or turkey with an air gun.
- Possess or use any firearm for hunting if you are a felon or have been prohibited from possessing a firearm under Wisconsin law. (A hunting license does not authorize a felon to possess a firearm for hunting.)
- Shoot a firearm within 100 yards of a building devoted to human occupancy while on lands the hunter does not own, including public lands and public waters, without the permission of the owner or occupant of the building

Ammunition

It is illegal to:

- Use, possess or have under control of any of the following while hunting:
 - Shot shells containing shot larger than T, except when hunting for fur-bearing animals when buckshot may be used.
 - Any tracer or incendiary ammunition that is not a distress flare.
 - Any bullet, arrow or bolt that is designed or modified to explode or deliver poisons or drugs.
 - Hunt a game bird with any ammunition other than an arrow, bolt or shot shell that consists of more than one projectile.
- Hunt a deer, bear or elk with any ammunition other than an arrow, bolt or bullet that is a single projectile of an expanding design.
- Hunt game birds or wild turkey with lead or other toxic shot while on federal waterfowl production areas (WPAs).

Reasonable Equipment

It is illegal to hunt with any weapon or ammunition that is of inherent design or used in such a manner as to not be reasonably capable of reducing a target wild animal to possession.

Muzzleloaders

Muzzleloaders may be used statewide during any firearm deer season. During the muzzleloader-only deer season, all muzzleloaders must have a solid threaded

breech plug making them capable of being loaded only from the muzzle. Black powder revolvers are not legal during the muzzleloader-only season because they are capable of being loaded by the cylinder instead of the muzzle.

Handguns

It is illegal to:

- Possess a concealed handgun unless authorized by a concealed carry license or other authorization to possess a concealed firearm.
- Hunt with a handgun, including muzzleloading handguns, if under age 18.

Short-barreled Shotgun or Rifle

Rifles must have an overall minimum length of 26 inches with a 16-inch minimum barrel length. Shotguns must have an overall minimum length of 26 inches with an 18-inch minimum barrel length unless the user has a federal license to possess a "short-barreled" rifle or shotgun.

Bows, Arrows and Crossbows

Crossbow and bow and arrows may be used by any person hunting under the authority of a gun license during any firearm season (i.e., small game, gun deer or muzzleloader for deer season). Bows and crossbows are legal for any person to use for hunting wild turkey under the authority of a turkey hunting license or for hunting migratory birds and small game under the authority of a small game hunting license and non-resident furbearer license. A crossbow is not legal to hunt under the authority of an archery license, and bow and arrow is not legal to hunt under the authority of a crossbow license.

Bow and arrow may be used to hunt small game and migratory birds under the authority of an archery license, and a crossbow may be used to hunt small game and migratory birds under the authority of a crossbow license.

Arms Transportation

All firearms (excluding handguns) must be unloaded when inside any vehicle, whether moving or stationary, and must be unloaded when inside or on any moving vehicle. It is legal to shoot from a wagon or trailer if it is not attached to a motor vehicle while hunting. All crossbows must be unloaded if cocked while inside or on a moving vehicle.

Note: A loaded firearm may be placed on, but not inside, a vehicle that is stationary. All firearms, bows and crossbows must be unloaded when inside or on any motor-driven boat while the motor is running. A firearm is considered unloaded if the shell or cartridge is removed from the chamber and any clip, magazine or cylinder that is attached to the firearm is empty, the cap or primer is removed from a percussion muzzleloader, the flashpan of a flint lock muzzleloader is cleaned of powder or the battery is disconnected and removed from an electronic-ignition system muzzleloader.

Qualified persons with disabilities with the permit authority to shoot from a stationary

vehicle must have all firearms (other than handguns) unloaded while the vehicle is in motion.

It is illegal to:

- Place, possess or transport a cocked crossbow inside or on a motorized vehicle unless it is unloaded (bolt removed).
- Load a firearm other than a handgun while inside a motor vehicle or to discharge any firearm, including handguns, inside or from any moving or stationary vehicle except for certain disabled hunters with proper permits.

Use of Devices

It is illegal to:

- Hunt any animal with the aid of any aircraft, including unmanned aircraft or drones.
- Use, or possess with the intent to use, laser sights while hunting except by Class C visually disabled permit holders.
- Use or hunt with a firearm equipped with a suppressor or silencer, unless the hunter possesses the proper federal firearm license that authorizes possession and use of the device.

Hunting Near Roadways

It is illegal to:

- Hunt within 50 feet of the roadway's center.
- Discharge a firearm, shoot an arrow from a bow or shoot a bolt from a crossbow:
 - From or across a highway.
 - Within 50 feet of the roadway's center.

The above prohibitions apply to all public roads.

Note: Certain exceptions are allowed for Class A and Class B shoot from vehicle disabled permit holders, and for hunting small game or turkeys from dirt or gravel roads with shotguns loaded with fine shot. Visit dnr.wi.gov and search "disabled permits" for more information.

Shining

It is illegal to:

- Use or possess with intent to use, a light, including vehicle headlights, for shining any wild animal while hunting or in possession of a firearm, bow and arrow or crossbow. This includes laser sights on firearms, bows and crossbows. Exceptions apply for Class C disabled permit holders and for hunting certain small game. See night hunting section below.
- Use or possess with intent to use, a light, including vehicle headlights, for shining wild animals between the hours of 10 p.m. and 7 a.m. from Sept. 15 to Dec. 31 whether or not in possession of a firearm, bow or crossbow.

Note: Check with the local sheriff's department or local officials for local shining restrictions.

Taking of Game

It is illegal to:

- Take or possess any deer or wild animal that has been lawfully obtained by someone else without having that person's consent.
- Not immediately kill all game taken and make it part of the daily bag.
- While afield, possess game killed by another unless accompanied by the holder of the harvest authorization for the deer.
- Possess game taken by another unless able to provide the registration confirmation number, or name and address or customer ID of the holder of the harvest authorization.
- Gift game to any person while afield. All game given as a gift remains counted toward the daily bag limit of the holder of the harvest authorization.
- Carelessly waste game. The hunter must make every reasonable effort to retrieve all game that is killed or crippled. Until such effort is made, the game shall be included in the daily bag.

Note: This rule does not allow hunters to trespass without permission of the landowner nor to shoot game beyond legal shooting hours.

Night Hunting

Unprotected species (as well as coyote, fox and raccoon) may be hunted without shooting hour restrictions except if hunting with a bow or crossbow. The hours listed on pages 30–31 apply for hunting all species during the bear and archery/crossbow deer seasons.

- Use of lights: A flashlight or fire-arm-mounted light may be used at the point of kill while hunting on foot for coyote, raccoon, fox or unprotected species. Lights may not be used to shine for these animals while in possession of firearm, bow or crossbow.

Use of Dogs for Hunting

Dogs may not be used to hunt elk or deer. Dogs are legal to use for hunting small game mammals, game birds, furbearing animals, bears, migratory game birds and unprotected species. Dogs may be used for hunting wild turkeys only during the fall season.

Note: Dogs kept on a leash may be used to follow a blood trail in order to locate a wounded deer or elk as long as the trackers do not possess a firearm, bow or crossbow.

- Dogs may not kill any wild animal.
- Dogs may not hunt or pursue any free-roaming wild animal from May 1–June 30 in the portion of the state north of the highways shown on the map below, except as authorized for

GENERAL HUNTING REGULATIONS

raccoon and rabbit dog trials or training under the authority of a dog trial or training license.

- Dogs are considered private property and are protected by law. Only conservation wardens may kill dogs chasing deer. Owners may be held responsible for damage their dogs cause.
- A dog that is actively engaged in a legal hunting activity, including training, is not considered to be running at-large as long as the dog is monitored or supervised by a person and

DOG TRAINING RESTRICTIONS AREA



the dog is on land that is open to hunting or on land on which the person has obtained permission to hunt or to train a dog.

- A dog allowed to run on lands without permission is considered to be running at-large and may be taken into custody by a humane officer or law enforcement officer.

HIGHLY VISIBLE CLOTHING REQUIREMENT

When and where a firearm deer season (listed on page 3) is in progress, it is illegal to hunt any game, except waterfowl, unless at least 50% of the hunter's outer clothing above the waist is colored blaze orange or fluorescent pink. A hat or other head covering, if worn, must be at least 50% blaze orange or fluorescent pink. Faded or stained blaze orange or fluorescent pink clothing is unsafe and may not meet law requirements. Although not as visible, camo-blaze is legal if 50% of the material is blaze orange or fluorescent pink. The DNR recommends 100% solid blaze orange or fluorescent pink.

Note: Highly visible clothing requirements do not apply to those hunters participating in legal night hunting (e.g., raccoon) from 30 minutes after sunset to 30 minutes before sunrise.

PROTECTED SPECIES

Hunting protected species—such as badger, jackrabbit, moose, flying squirrel and wolf—is prohibited. See Ch. NR 10.02 for more details.

hunt
WILD

THE ONLY HUNTING APP YOU NEED



LICENSING REQUIREMENTS

All license, stamps and permits can be purchased at gowild.wi.gov.

Please see the individual species sections for more information on specific licensing requirements.

	Resident	Non-resident
WATERFOWL HUNTING		
Small game hunting license <i>(See small game section for junior and mentored hunting options)</i>	\$18	\$85
State waterfowl stamp	\$12	
Federal waterfowl stamp	\$28.50	
Early goose permit	\$3	
Regular goose permit	\$3	
TURKEY HUNTING		
Fall turkey hunting license	\$15	\$60
Spring turkey hunting license	\$15	\$60
Bonus harvest authorizations	\$10	\$15
Wild turkey stamp	\$5.25	
DEER HUNTING		
Gun deer license	\$24	\$160
Junior gun deer license	\$20	\$36*
Archery license	\$24	\$160
Crossbow license	\$24	\$160
Junior crossbow license	\$20	\$77**
Archery or crossbow upgrade	\$3	
Bonus antlerless harvest authorizations	\$12	\$20
Mentored gun deer, archery or crossbow (\$7 for 11 years old or younger, regular price for ages 12 and up)	\$7	

*Purchase junior sports license

**Purchase junior conservation patron license

***Available to Wisconsin residents, active duty armed forces stationed in or outside of Wisconsin, or furlough or leave. State stamps are included.

REDUCED LICENSE FEES

Youth ages 11 and younger, first-time hunters and those who have not hunted in the preceding 10 years are eligible to purchase hunting licenses at a reduced fee. Resident hunters who recruit three first-time hunters, trappers or anglers are also eligible for reduced fees. For more information on license options, visit dnr.wi.gov and search "license."

	Resident	Non-resident
SMALL GAME & UPLAND GAME BIRDS		
Small game hunting license	\$18	\$85
Junior small game license ages 12–17	\$9	\$36*
Mentored small game license	\$7	
Senior citizen small game license (65+)	\$28.50	
Resident armed forces fishing/small game license	Free***	
5-day small game license		\$5
Pheasant stamp	\$10	
Mentored pheasant stamp	\$4.50	
Bobcat application	\$6	
Non-resident furbearer hunting license		\$160
BEAR HUNTING		
Bear application	\$4.50	
Hunting license for those drawn in limited draw	\$49	\$251
ELK HUNTING		
Elk application	\$10	
Hunting license for those drawn in limited draw	\$49	
COMBINATION LICENSES		
Conservation patron license	\$165	\$600
Conservation patron junior license	\$75	\$77
Conservation patron Purple Heart license <i>(See page 9 for full list of items included with a patron license)</i>	\$10	\$161
Sports license	\$60	\$275
Junior sports license <i>(Sports license includes fishing, small game and gun deer hunting licenses.)</i>	\$35	\$36

HUNTER EDUCATION REQUIREMENTS

Persons born on or after Jan. 1, 1973, must present one of the following to purchase any hunting license:

- Their Wisconsin hunter education certificate.
- Proof of a hunter safety course recognized by the department from another state, province or country.
- A Wisconsin hunting license from a previous year that has the hunter safety number printed on it.
- Proof of successful completion of basic training

in the U.S. Armed Forces, Reserves or National Guard.

If a person has not completed hunter education, that hunter may only obtain a license that requires hunting with a mentor in compliance with the Hunting Mentorship Program.

A parent or guardian who is at least 18 years of age must accompany hunters who are ages 12 to 13 and who have completed hunter education. Accompanied means within sight and voice contact without the aid of any mechanical or electronic amplifying device other than a hearing aid. Persons under the age of 12 may not hunt unless participating in a DNR Learn to Hunt event or the Hunting Mentorship Program. Persons under age 18 may not possess firearms for non-hunting purposes unless accompanied by an adult, except that persons ages 14–17 who have completed hunter education can possess legal shotguns and rifles without being accompanied by an adult.

Hunting Mentorship Program

The Hunting Mentorship Program allows hunters of any age to obtain a hunting license and hunt without first completing a hunter education course, with the following requirements:

- The hunter must: 1) hunt within arm's reach of a mentor, regardless of age; 2) possess appropriate hunting license(s), permit(s) and tag(s); and 3) comply with all hunting laws, seasons and bag limits.
- The mentor must: 1) be at least 18 years old; 2) be a hunter education graduate, unless born before Jan. 1, 1973, or have completed basic training with the Armed Forces; 3) be the hunter's parent or guardian or have the permission of the hunter's parent or guardian before acting as a mentor for the hunter if the hunter is under the age of 18; 4) possess a current Wisconsin hunting license (the type of license does not matter unless attempting to harvest game); and 5) must only serve as a mentor for one mentee at a time.

Note: Mentors are exempt from the need

for a hunting license if: 1) hunting on a licensed bird or deer hunting preserve; 2) hunting on land the mentor owns or occupies.

For a species for which the mentor does not require a license to hunt, both the hunter and the mentor may possess a weapon while participating in the hunting mentorship program. Adults may not hunt waterfowl during the youth waterfowl hunt. For more information on the Hunter Mentorship Program, visit dnr.wi.gov and search "mentored hunting."

Armed Forces Members

People who provide proof of successfully completing basic training in the U.S. Armed Forces, Reserves or National Guard are exempt from hunter education requirements.

WISCONSIN RESIDENCY

A person must have maintained a permanent residence in Wisconsin for 30 consecutive days immediately before

purchasing a license. Domiciliary intent is required. Evidence of domiciliary intent includes where the person votes, pays personal state income taxes or obtains a driver's license. Mere presence in the state for a 30-day period and/or ownership of property is not sufficient to establish residency.

Note: Non-residents under 18 who have a parent who is a Wisconsin resident may purchase licenses at resident prices.

Non-resident Students Attending School in Wisconsin or Armed Forces Members

If you are a non-resident attending high school or a university in Wisconsin, a foreign citizen residing in the state and attending a Wisconsin high school or agricultural short course or you are a non-resident who is an active member of armed forces stationed in Wisconsin, please contact your nearest DNR service center for more information on licenses that may be available to you.

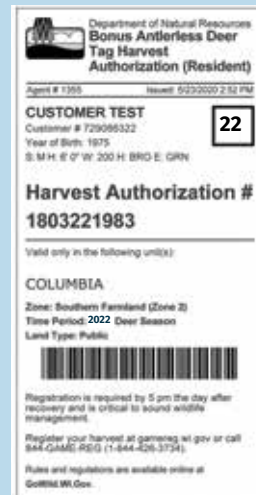
■ PERMIT APPLICATION DEADLINES

Species	Application Due Date	Drawing Date
Elk	May 31	Early June
Bobcat	Aug. 1	Mid-September
Spring Turkey	Dec. 10	Early January
Bear	Dec. 10	Early February

To check on your drawing status, visit gowild.wi.gov.

■ FORM OF PROOF AND REPRINTS

The following are considered forms of licenses, state, stamps, permits and harvest authorizations: a paper copy, an authenticated Wisconsin driver's license, a DNR-issued Go Wild Conservation Card or a digital PDF file issued by the department and displayed on an electronic device. For more information about acceptable forms of proof, visit dnr.wi.gov and search "prove it."



Note: Viewing licenses and harvest authorizations in the Hunt Wild mobile app or photo images of paper licenses on a cell phone do not serve as a valid proof of license. It is illegal to use or carry another hunter's license, tags, permits or harvest authorizations while engaged in hunting.

■ TRANSFERS OF APPROVALS AND PREFERENCE POINTS

A person who has been awarded certain hunting approvals may transfer the approvals in certain circumstances. The table below outlines what types of approvals are eligible to be transferred and the circumstances in which each may be transferred.

Type Of Approvals	To A Minor	To Persons With Disabilities	To Active Duty/ Purple Heart	Upon Death To A Minor
Bear License	Yes	Yes	Yes	Yes
Spring Turkey License	Yes	Yes	No	Yes
Sharp-tailed Grouse Permit	Yes	Yes	No	Yes
Elk License	Yes	Yes	No	Yes
Preference Points	No	No	No	Yes

Approvals not listed in this table are not eligible for transfer. For more information on these types of transfers, including eligibility requirements and deadlines, go to dnr.wi.gov and search “permit transfer.”

■ LANDOWNER EXCEPTIONS

- A landowner is required to have a license to hunt deer, bear, turkey, game birds, migratory game birds and bobcats. The owner or occupant of any land and members of their family may, without a license and subject to all other restrictions except seasons, hunt or trap on their own property for beaver, fox, coyote, raccoon, woodchuck, rabbit and squirrel year-round, and unprotected species causing damage or a nuisance, and may sell the skins of these species.
 - Family members who do not live with the owner or occupant of the land may also hunt or trap certain species without a license on this land only if they are siblings or children of the owner or occupant and are under the age of 18.
 - Mentorship rules apply to youth ages 11 and under. See page 8 for more details.
- Grackles, red-winged blackbirds and cowbirds are protected species and may not be hunted for recreational purposes. They may be killed on private lands without a hunting license or federal permit only if they are causing damage or are about to cause damage to trees, crops, livestock or wildlife, or if they are concentrated in large numbers that may constitute a health hazard or other nuisance. Crows may also be killed without a federal permit and outside the normal crow season in these situations. Nontoxic shot is required when shooting crows outside the normal season and when shooting grackles, red-winged blackbirds and cowbirds which are causing damage or a nuisance. For more information, visit dnr.wi.gov and search “nuisance wildlife.”

■ LEARN TO HUNT

Want to learn more about all the types of hunting you can pursue in Wisconsin? The DNR offers Learn to Hunt workshops for hunters of all ages and experience levels. To find out more and sign up for of the DNR’s Learn to Hunt events, visit dnr.wi.gov and search “LTH.”



■ DOES YOUR HARVEST HAVE A COLLAR OR EAR TAGS?

Any wild animal wearing a tracking collar or ear tags is likely part of a DNR research project. They are legal for harvest and hunters are encouraged to treat them as any other wild animal when considering harvest. If you harvest or find a marked deer, please call 608-935-1940 and leave a message with the ear tag numbers or collar number and your contact information. For a bobcat or coyote, please call 715-577-6288. For bears, call 715-499-1097.



■ Conservation Patron License

The Conservation Patron license includes:

- Annual Fishing License
- Great Lakes Trout & Salmon Stamp
- Inland Trout Stamp
- Sturgeon Hook & Line Inland
- Sturgeon Hook & Line WI-MI
- Small Game License
- Pheasant Stamp
- Gun Deer Hunting License
- Archery License
- Crossbow License
- Trapping License
- Fisher Application
- Spring Turkey Application
- Spring Turkey License (permit required)
- Turkey Stamp
- Fall Turkey License (permit required)
- Early Goose Permit (upon request)
- Regular Goose Permit (upon request)
- Waterfowl Stamp
- Annual Park Sticker*
- Annual State Parks Trail Pass*
- Admission to Heritage Hill State Park*
- Subscription to *Wisconsin Natural Resources Magazine**

*Not included with the Conservation Patron Junior License



DEER SEASON AND BAG LIMITS

Unless otherwise specified under “Special Restrictions,” the bag limit for all seasons is one buck deer per unused buck deer harvest authorization and one antlerless deer per unused antlerless deer harvest authorization valid for use in the specified zone, deer management unit (DMU) and land type (public access or private). Bow buck deer harvest authorizations are weapon-specific. For example, you may not use a rifle to fill your bow buck harvest authorization even during the firearm gun deer season. Junior antlerless deer harvest authorizations are valid statewide on the land type specified.

2022 DEER HUNTING SEASONS

Season	Dates	Location	Special Instructions
Archery/ Crossbow	Sept. 17–Jan. 8, 2023 or Jan. 31, 2023*	Statewide	No bucks may be harvested during the statewide antlerless-only hunt (Dec. 8–11.) or in specific DMUs during the antlerless-only holiday hunt (Dec. 24–Jan. 1, 2023).
Gun Deer Hunt For Hunters With Disabilities	Oct. 1–9	Participating Properties	See page 14 for more details
Youth	Oct. 8–9	Statewide	See pages 13–14 for more details
Gun Deer	Nov. 19–27	Statewide	All weapon types are allowed. Metro sub-unit dates Nov. 19–Dec. 7.
Muzzleloader	Nov. 28–Dec. 7	Statewide (except for metro sub-units)	See muzzleloader restrictions on pages 4–5.
Antlerless-only	Dec. 8–11	Statewide	All weapon types are allowed. Only antlerless deer may be harvested.
Antlerless-only Holiday Hunt	Dec. 24–Jan. 1, 2023	Select Farmland Zone counties only (map page 11)	All weapon types are allowed. Only antlerless deer may be harvested.

* Archery/crossbow season closes on Jan. 31, 2023, in metro sub-units and in DMUs with extended archery/crossbow season. See map on page 11 for participating counties.

LICENSING REQUIREMENTS

What You Need To Hunt Deer:

- Gun deer license, to harvest deer with a firearm; or
- Archery license, to harvest deer with a bow and arrow; or
- Crossbow license, to harvest deer with a crossbow and arrow; and
- A valid, unfilled harvest authorization.

Note: The purchase of upgrade is required with either an archery or crossbow license in order to use both weapon types.

HARVEST AUTHORIZATIONS

Harvest authorizations are issued with each deer hunting license. The number and types of harvest authorizations issued with a deer hunting license may vary based on where in the state you are hunting. Some harvest authorizations are valid only during certain open seasons or when hunting in certain locations. Each harvest authorization allows the harvest of a single deer of the type specified. The following information outlines the types of harvest authorizations and weapon you may use to fill them, along with where and when they are valid.

BUCK HARVEST AUTHORIZATIONS

Gun Buck Deer Harvest Authorization

- Issued with a gun deer license and valid in any DMU statewide.
- Authorizes the harvest of one buck deer with any legal weapon type.
- Valid during any firearm deer season except in any DMU where an antlerless-only hunt is taking place. (Visit dnr.wi.gov and search “armed forces hunting” for military exceptions and page 14 for disabled hunter exceptions).

Bow Buck Deer Harvest Authorization

- Issued with an archery license and valid in any DMU statewide.
- Authorizes the harvest of one buck deer by bow or crossbow depending on the license purchased.
- Valid during an open archery or crossbow season, except in any DMU where an antlerless-only hunt is taking place.

ANTLERLESS HARVEST

AUTHORIZATIONS

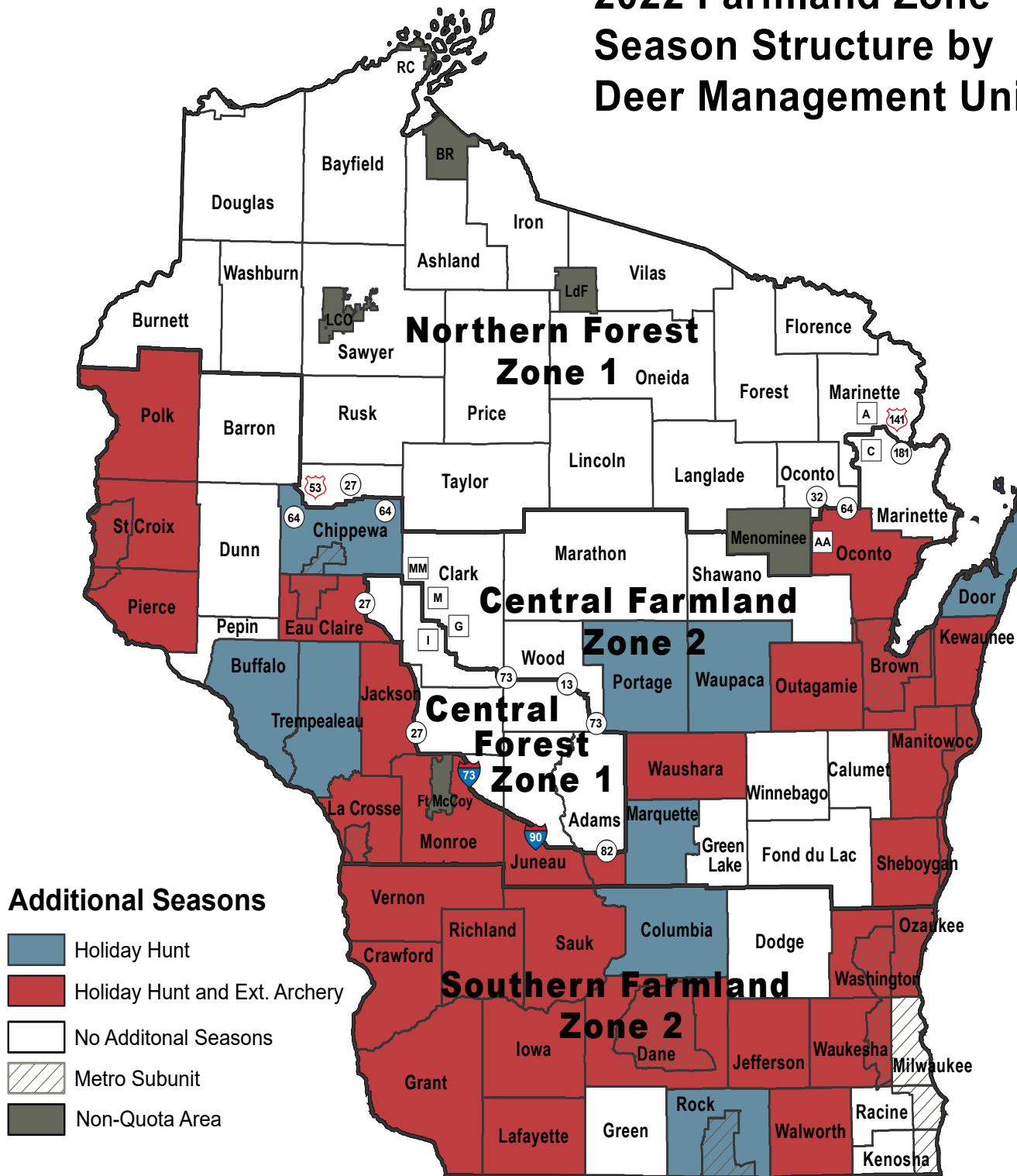
Junior Antlerless Deer Harvest Authorization

- Issued to hunters ages 17 and younger with each gun or archery license.
- Valid for taking one antlerless deer in any DMU statewide on the land type specified on the authorization.
- May be used during any open deer season with the weapon authorized by that license.
- May be filled ONLY by the authorization holder.

Farmland (Zone 2) Antlerless Deer Harvest Authorization

- One or more may be included with the purchase of an archery/crossbow and/or gun deer license depending on your selected DMU.
- Authorizes the harvest of one antlerless deer per authorization.
- Specific to the DMU and land type (public-access or private land) specified by the hunter at the time of purchase. (Visit dnr.wi.gov and search “armed forces hunting” for military exceptions and page 14 for disabled hunter exceptions).
- May be filled with any weapon during any season with the correct license for the method of harvest and season.

2022 Farmland Zone Season Structure by Deer Management Unit



Note:

*Counties participating in the Holiday Hunt do not have an open buck season during those dates regardless of weapon type.

Bonus Antlerless Deer Harvest Authorizations

- Sold on a first-come, first-served basis with a purchase limit of one per person per day.
- Authorizes the harvest of one antlerless deer per authorization.
- Valid only in the zone, DMU and land type (public-access or private) specified on the authorization.
- May be filled with any weapon during any season with the correct license for the method of harvest and season.

Metro Sub-unit Antlerless Deer Harvest Authorizations

- Available in select metro sub-units. Issued upon request at no cost with the purchase of an archery/crossbow or gun deer license.
- Bonus authorizations may also be available for purchase in select metro sub-units and land types.
- Only valid within the metro sub-unit boundaries, within the DMU selected and on the land type (public-access or private) specified on the harvest authorization.
- See page 11 for metro sub-unit locations. For detailed maps, visit dnr.wi.gov/topic/hunt/dmu.

DEER CARCASS TRANSPORTATION REGULATIONS

Visit dnr.wi.gov and search “carcass movement” for the most current carcass transportation restrictions. **It is illegal** to transport whole wild deer carcasses and parts of such carcasses that were harvested in CWD-affected counties outside of those counties, except those deer carcasses and parts may be transported to a county that is adjacent to the CWD-affected counties, or to a licensed taxidermist or licensed meat processor if the delivery occurs within 72 hours of the deer being harvested. The following may also be transported without restriction:

- Meat that is cut and wrapped (either commercially or privately).
- Quarters (including leg bones) or other portions of meat to which no part of the spinal column is attached.
- Meat that has been deboned.
- Hides with no heads attached, finished taxidermy heads, antlers with no tissue attached
- Clean skulls or skull plates with no lymphoid or brain tissue attached.
- Upper canine teeth (also known as buglers, whistlers or ivories).

A processor or taxidermist who receives a deer carcass must be informed that the deer was harvested within the CWD-affected area.

Many states and provinces restrict the

importation of cervid carcasses. Hunters should check the regulations of their home state or province, of the state or province in which they will be hunting and of the states or provinces through which they will be traveling. For more information, visit the CWD Alliance website at www.cwd-info.org.

Quartering Your Deer

Hunters may divide a deer into as many as five pieces to facilitate removal of the carcass from the field, but the head must remain attached to one of the five parts of the carcass. The hide and lower legs, if removed, do not count as one of the five parts. Only one deer that has been quartered may be stored or transported at a time prior to registration, but quartered deer can be transported with other intact deer. The lower legs up to the tarsus joint (ankle or hock) on the hind legs and up to the carpus joint (wrist or knee) on the front legs may also be removed. All parts of the deer, except the entrails, must be removed from the field. Deer must be kept intact while afield, except for field dressing, skinning and quartering.

BAITING AND FEEDING DEER

Scents

Scents that are used only to attract deer by odor may be used for hunting deer statewide, but the scent may not be placed or deposited in a manner that makes it accessible for consumption by deer. Scents shall be removed daily at the end of

shooting hours, except two ounces or less of scent do not need to be removed daily and may be placed, used or deposited in any manner for hunting deer.

Natural Vegetation and Plantings

Hunting with the aid of material deposited by natural vegetation, material found solely as a result of normal agricultural or gardening practices or with the aid of crops planted and left standing as wildlife food plots is legal. **It is illegal** to establish or maintain food plots/plantings on DNR-owned or -managed lands.

Baiting

It is illegal to place, use or hunt deer over bait or feed material in certain counties. Visit dnr.wi.gov and search “baiting and feeding” for a map of prohibited locations. For the remainder of the state, baiting for hunting purposes is allowed only under the following conditions:

Baiting Amount

On each contiguous parcel of land under the same ownership, up to two gallons of bait may be placed in total if the parcel is less than 40 acres. If the parcel is 40 acres or more, two gallons may be placed per every 40 acres. Bait may be spread out or divided into more than one pile as long as the total amount of bait or feed material is not more than two gallons per 40 acres.

■ REGISTER THAT DEER – IT’S REQUIRED!

- ▶ **Register your deer through GameReg by 5 p.m. the day after recovery.** All registration is electronic.
 - **Register online** (fastest and easiest method): gamereg.wi.gov.
 - **Register by phone:** 1-844-426-3734 (1-844-GAMEREG) (available 24 hours). When prompted, use the numbers on your phone keypad to spell the first three letters of the county. For example, for Adams County, enter A-D-A by pressing “232.”
 - **Register in person:** Find a station that offers a phone or computer for registration at dnr.wi.gov and search “registration stations.”
- ▶ **Have your deer harvest authorization number available** to enter at the start of the registration process.
- ▶ **You will receive a 10-character confirmation number** for your records once your deer has been successfully registered. For white-tailed deer, all confirmation numbers begin with “W” and are issued in the format W12-345-6789.
- ▶ **Learn more about GameReg.** Visit dnr.wi.gov and search “GameReg.”



Bait Placement

It is illegal to:

- Place a baiting site within 100 yards of another baiting site.
- Hunt within 100 yards of more than two gallons of bait on the same parcel of land.
- Place a baiting site within 50 yards of any trail, road or campsite used by the public or within 100 yards of a roadway having a posted speed limit of 45 mph or more.
- Place feed at a deer feeding site that is known to be used by bear or elk.

Timing**It is illegal to:**

- Place, use or hunt over bait or feed for hunting purposes during the closed deer season, except bait may be placed starting at 12 a.m. the day prior to the archery deer season opener. In 2022, baiting must stop at the close of all deer seasons.
- Hunt over bait or a feeding site that is in violation of these regulations unless the area is completely free of bait or feed material for at least 10 consecutive days prior to hunting, pursuing animals or dog training.

Note: Removal of unlawfully placed bait or feed material does not preclude the issuance of a citation for the original placement of unlawful baiting or feeding material.

Content**It is illegal to:**

Place, use or hunt over any bait or feed material that:

- Contains any animal part or animal by-product. Animal parts and byproducts include honey, bones, fish, meat, solid animal fat, animal carcasses and parts of animal carcasses but do not include liquid scents.
- Is contained in or deposited by a feeder that is designed to deposit or replenish feed automatically, mechanically or by gravity.
- Contains or is contained within metal, paper, plastic, glass, wood or other similar processed materials. This does not apply to scent materials.

GROUP HUNTING LAW

It is illegal to kill game for another person except during a firearm deer season when

a member of a group deer hunting party may kill a deer for another member of the party. However, junior antlerless deer harvest authorizations may only be filled by the person to whom the authorizations are issued. Group hunting is not legal for persons hunting with bows and crossbows. All participants must be licensed, and each must possess a firearm. Members of a group deer hunting party should also agree in advance that a harvest authorization holder is willing to use their authorization number to register a deer killed by another member of the party.

- A group deer hunting party must be two or more hunters who are hunting together within sight or voice contact at all times. Temporary loss of voice or visual contact for a reasonable time due to terrain or weather conditions is acceptable. Hunters may not kill deer for persons who are not out actively hunting with the party.
- Hunters in a group hunting party may not use cellular phones, special free radio communications or other mechanical or electronic amplifying devices (except hearing aids) to establish contact with the person for whom the deer is killed.
- Convicted felons cannot participate in group deer hunting or allow use of their harvest authorization by anyone else because felons cannot possess a firearm. People participating only as deer drivers are not required to possess firearms or hunting licenses.
- Adults may not hunt deer with firearms during the youth gun deer hunt.
- While group hunting, a mentor may not fill any of their mentee's deer harvest authorizations.

POSSESSION AND SALE OF DEER**It is illegal to:**

- Possess any deer from which the antlers have been removed, broken, shed or altered so as to make determination of the legality of the deer impossible. Any such deer is considered an illegal deer if taken during a season for hunting only antlerless deer.
- Possess a deer carcass unless the hunter possesses the appropriate proof of a deer harvest authorization.
- Sell, purchase, barter or offer to sell, purchase or barter any deer or deer part, except that the head, skin (not in spotted coat) and antlers (not in velvet) of any deer may be sold or bartered when these parts are separated from the rest of the carcass.
- Possess deer that are entirely white except for the hooves, tarsal glands, head and parts of the head unless special written authorization is obtained from the department.

Note: Deer with antlers in velvet or in spotted coat may be harvested during the open deer season. The velvet antlers and spotted hide may not be sold or transferred to another person. Albino and all-white deer may not be harvested.

SPECIAL HUNTS**Youth Gun Deer Hunt**

- Open only to persons 15 years of age and younger who possess a gun deer license.

DON'T SHOOT AN ELK!

SIZE

- Bull elk stands 1–2 ft. taller at the shoulders than an adult buck.
- An elk calf will be about the same size as an adult white-tailed doe.

COLOR

- Deer's bodies and legs are the same color. They have a white throat patch and white tail.
- Elk have a tan rump patch, black legs and a dark brown mane.

ANTLERS

- Deer antlers curve forward.
- Elk antlers sweep back.



- This hunt occurs statewide in all areas open for hunting.
- Youth hunters must be accompanied by an adult parent or guardian even if the youth is 14 or 15 years old and holds a hunter education certificate. One adult may not accompany more than two youth hunters at the same time.
- All other hunting regulations apply, **including highly visible clothing requirements for all hunters except waterfowl hunters.**
- Hunting mentorship rules apply to all youth age 11 and under and to any youth who has not completed hunter education. See page 8 for more information on the hunting mentorship program.

Gun Deer Hunt for Hunters with Disabilities

Special gun deer hunting opportunities on sponsored properties are available to hunters with disabilities who hold a Class A, C or D disabled permit or holders of a Class B permit that is issued for longer than one year and that authorizes hunting or shooting from a stationary vehicle. A gun deer license and a sponsor are required.

- Special rules apply to Class A and C permit disability permit holders. Please visit dnr.wi.gov and search “disabled deer hunt.”
- Disabled hunters who wish to participate must contact a hunt sponsor before Sept. 1. Visit dnr.wi.gov and search “disabled deer hunt” after July 1 for sponsor contact information.
- The valid authorizations for the gun hunt for hunters with disabilities are as follows:

- Gun buck deer harvest authorization.
- Farmland (Zone 2) antlerless deer harvest authorizations.
Note: Anyone participating in this hunt may use one Farmland (Zone 2) antlerless deer harvest authorization to take an antlerless deer in any unit statewide. Additionally, if the disabled hunter has also purchased an archery/crossbow license, he/she may take one additional antlerless deer during this hunt.
- Bonus antlerless deer harvest authorization.
During this special hunt on sponsored properties, the hunter may use the Farmland (Zone 2) antlerless deer harvest authorization on either land type regardless of the land type designated on the authorization. If the hunter does not fill the authorization during this hunt, he or she must use the authorization to harvest an antlerless deer during the other deer seasons only on the land type specified.

REPLACEMENT AUTHORIZATIONS FOR CWD-POSITIVE DEER

Any hunter who harvests a deer that tests positive for CWD during a regular season will be issued a replacement deer harvest authorization through the hunter's Go Wild account. The harvest authorization will be valid for the remainder of the current hunting season as well as the following hunting season.



■ CHRONIC WASTING DISEASE

HUNTERS HELP MONITOR CWD AND REDUCE ITS SPREAD

Chronic wasting disease (CWD) is a contagious neurological disease of deer, elk, moose and reindeer (caribou). It is always fatal. Infected deer spread CWD in their saliva, urine and feces. They can also spread CWD after death as their bodies decompose into the soil.

Hunters can help monitor CWD and reduce its spread by:

- Having their deer tested for CWD.
- Properly disposing of their deer carcass waste.
- Following baiting and feeding rules and choosing not to bait deer where it is allowed.

To learn more, visit dnr.wi.gov and search “CWD.”

VENISON: WHAT HUNTERS SHOULD KNOW

Infectious CWD material does not cook out of meat. Most infectious CWD material stays in the brain, spinal cord, lymph nodes and spleen, but it can also enter the meat.

There have been no reported cases of CWD in people. As a precaution, the Wisconsin Department of Public Health recommends that hunters do not consume or distribute venison to others until test results show that CWD was not detected in the deer.

More recommendations to hunters for processing and handling venison:

- If you have your deer or elk commercially processed, ask that it be processed individually to avoid mixing meat from multiple animals.
- Keep venison from multiple deer separate and label it before freezing.
- For more information on human prion diseases, call the Wisconsin Department of Health Services at 608-267-9003.
- For recommendations on the safe handling of deer, visit dnr.wi.gov and search “carcass movement.”

USE GO WILD TO SUBMIT YOUR CWD SAMPLING DATA ONLINE

Save time by using the online CWD form. Find a link to the form in your registration confirmation email or in your Go Wild harvest history.

LOOKING FOR CARCASS DISPOSAL OR CWD SAMPLING LOCATIONS?

To find a map of carcass disposal and CWD sampling locations, visit dnr.wi.gov and search “CWD sampling.”

You can also find locations and a whole lot more in the DNR's Hunt Wild App. Download the app for iPhone or Android. You can learn more by visiting dnr.wi.gov and searching “Hunt App.”

CHECK YOUR DEER'S CWD TEST RESULTS

Check your deer's CWD test results online! Log into your Go Wild account and navigate to your harvest history or go to dnr.wi.gov and search “CWD results.”

ELK

JEFF MORDEN

SEASON DATES

Oct. 15 – Nov. 13; Dec. 8–16

APPLICATION AND LICENSE REQUIREMENTS

What You Need To Hunt Elk:

- Elk application
- Elk license
- Elk carcass tag
- Completion of Wisconsin elk hunter orientation

Currently, only Wisconsin residents are eligible to apply for and receive an elk hunting license. For application deadlines and fees, see pages 7–8.

All elk hunters must participate in a Wisconsin elk hunter orientation course

prior to being issued an elk hunting license. The DNR will contact successful applicants with details.

A person may be issued or transferred only one elk license in their lifetime.

Only license drawing winners may purchase an elk license.

GENERAL RESTRICTIONS

- The bag limit is one bull elk per elk carcass tag.
- Bull elk means any elk with an antler of at least 6 inches in length.
- Blaze orange or fluorescent pink clothing is highly encouraged but not required.
- **It is illegal to** feed elk or to hunt elk over bait.

- Group elk hunting is not allowed. However, people accompanying the hunter may participate in all aspects of the hunt except shooting an elk.

TAGGING AND TRANSPORT

- You must validate the carcass tag immediately upon killing and before field dressing or moving the elk.
- You must attach the validated carcass tag to the animal before you leave it. You do not need to attach the tag while you remain with the carcass, such as when dragging it out of the field.
- To facilitate removal from the field, an elk may be divided into not more than five parts, not including the hide or lower legs up to the tarsus joint (ankle or hock) on the hind legs and up to the carpus joint (wrist or knee) on the front legs. The head and neck must remain attached to one of the other parts of the animal, not including the hide. All parts of the elk, except the entrails, must be removed from the field and exhibited at the time of registration. Only one elk that has been quartered may be stored or transported at a time.
- **It is illegal to** transport another person's unregistered elk unless accompanied by the person issued the carcass tag.
- The person who tags the elk must keep the carcass tag with the butchered meat until it is consumed.

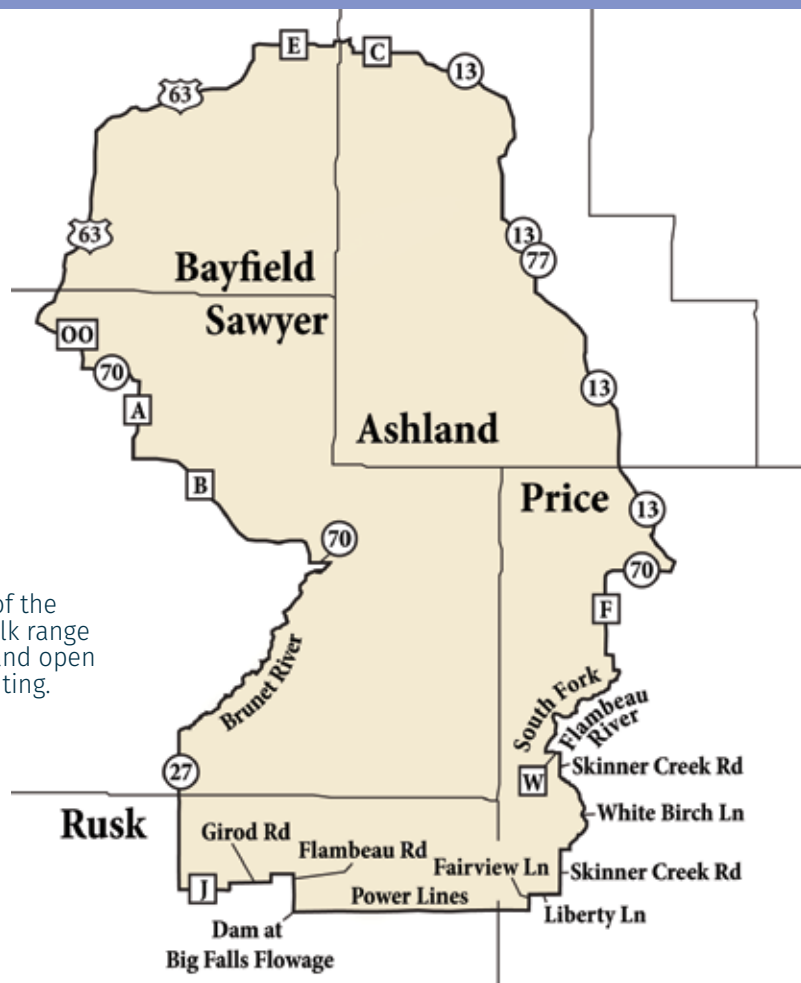
REGISTRATION

- In-person registration is required. All harvested elk must be presented in person at a designated location. Location and hours of operation will be shared prior to the start of the elk hunting season.
- Each elk must be registered by 5 p.m. the day after recovery of the carcass and prior to its removal from the elk management zone.
- At the time of registration, hunters shall provide the DNR with information about the location of the kill. If requested, you must allow the department to collect tissue or other samples.

MORE INFORMATION

For more information about elk in Wisconsin, visit dnr.wi.gov and search "elk."

AREAS OPEN FOR ELK HUNTING IN 2022



• Over 70% of the northern elk range is public land open for elk hunting.

SMALL GAME/ UPLAND BIRDS

MIKE AMMAN

TURKEY

LICENSES/STAMPS/HARVEST AUTHORIZATIONS

What You Need To Hunt Turkey:

- Spring turkey hunting license, if hunting in spring
- Fall turkey license, if hunting in fall
- Wild turkey stamp (valid for spring and fall)
- An unfilled turkey harvest authorization valid for the season, period and zone you are hunting

Note: A person is considered to be hunting turkey if they possess a firearm, crossbow or bow and arrow and turkey decoys or a turkey call during an open turkey season.

TURKEY SEASON DATES AND BAG LIMITS

Season	Area/Period	Dates	Bag Limit
Fall 2022	Zones 1–5 Zones 6–7	Sept. 17–Jan. 8, 2023 Sept. 17–Nov. 18	One turkey of any age or sex per harvest authorization.
Youth 2023	The turkey zone for which the harvest auth. was issued	April 15–16	One bearded or male turkey per harvest authorization. See page 17 for more details.
Spring 2023	Period A Period B Period C Period D Period E Period F	April 19–25 April 26–May 2 May 3–9 May 10–16 May 17–23 May 24–30	One bearded or male turkey per harvest authorization.



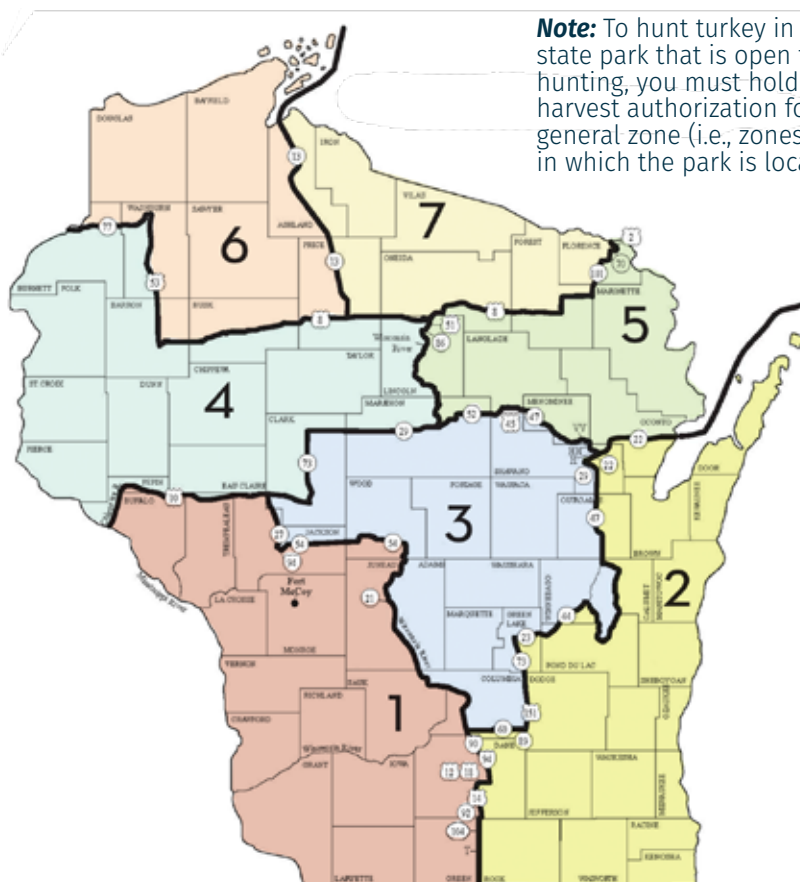
2022 TURKEY STAMP WINNER: ROBERT METROPOLIOUS OF ARBOR VITAE

TURKEY REGISTRATION IS MANDATORY

All harvested turkeys must be registered either online at gamereg.wi.gov or by phone at 844-426-3734 (844-GAME-REG) by 5 p.m. on the day after recovery.

- Hunters will need to use their authorization number to register a turkey.
- No in-person registration stations are available.
- Hunters will be given a harvest registration confirmation number for their records when registration is complete.

TURKEY MANAGEMENT ZONES



Note: To hunt turkey in a state park that is open to hunting, you must hold a harvest authorization for the general zone (i.e., zones 1–7) in which the park is located.

GENERAL TURKEY HUNTING REGULATIONS

It is illegal to:

- Hunt wild turkeys by any means other than a shotgun or muzzle-loading shotgun, crossbow or a bow and arrow.
- Hunt wild turkeys with any ammunition other than an arrow, bolt or shot shell that consists of more than one projectile.
- Use recorded or electrically amplified bird calls or sounds or possess any type of device that produces recorded or electronic amplifications of bird calls or sounds while hunting wild turkeys.

Note: This does not apply to hunters possessing a Class A or B disabled hunting permit which authorizes hunting from a stationary vehicle and which is issued for more than one year or to hunters who are deaf or severely hard of hearing as verified by a medical professional.

- Hunt wild turkeys with the aid of dogs, except during the fall turkey season.
- Use live or electronic decoys for the purposes of enticing wild turkeys.
- Possess a firearm, bow or crossbow during the spring turkey season without also possessing a turkey hunting license, stamp and valid, unused harvest authorization if you or a member of your hunting party possess a turkey decoy or calling device while afield.

Spring Harvest Authorization Drawing System

Turkey harvest authorizations are distributed by a drawing using a cumulative preference system that determines when applications go into the drawing. For more information on the turkey drawing, visit dnr.wi.gov

dnr.wi.gov and search “turkey questions.”

Bonus Fall or Spring Turkey Harvest Authorizations

Spring harvest authorizations that are not awarded through the drawing, as well as bonus fall harvest authorizations, will be sold at license sales locations and at gowild.wi.gov. For more information, visit dnr.wi.gov and search “turkey.”

Assisting Other Hunters

No license is required to call turkeys for another hunter if the caller does not possess a firearm, bow or crossbow. However, a guide license is required if a fee is charged.

Youth Turkey Hunt Rules and Regulations

- Open to residents and non-residents who are 15 years of age and younger and possess a spring turkey license, stamp and valid harvest authorization for spring 2023. Youth ages 11 and under and youth without hunter education must hunt under the Hunting Mentorship Program. See page 8.
- Harvest authorizations issued for any spring 2023 turkey hunting time period may be used during the youth hunt. A youth may fill a harvest authorization valid for the zone in which they are hunting during the youth hunt, regardless of which time period the authorization is also valid for.
- A youth who does not harvest a turkey during the youth hunt may use his/her unfilled harvest authorization during the time period and in the zone for which it was issued.
- Youth hunters must be accompanied by an adult 18 years of age or older during the two-day youth hunt.

Special Turkey Hunts for Disabled Hunters

Hunters with a Class A or C permit or with a Class B permit issued for more than one year and which authorizes hunting from a stationary vehicle are eligible to participate in a special disabled spring turkey hunt on private land. Interested hunters are required to obtain permission from a landowner willing to sponsor a hunt and meet all application requirements. **Note:** A hunter who applies for a disabled turkey hunt on private lands may not apply for a harvest authorization through the regular spring turkey drawing. For information or special hunt applications (Forms 2300-271 and 2300-271A), please visit dnr.wi.gov and search “disabled turkey hunter” or contact the DNR Call Center at 888-936-7463 or the Game Bird Ecologist 608-212-7923.

Learn to Hunt Turkey

Hunters interested in learning more about turkey hunting are encouraged to participate in one of the “Learn to Hunt Turkey” events held statewide just prior to the opening of the spring turkey season. To learn more, visit dnr.wi.gov and search “LTH.”

Baiting Turkeys

It is illegal to use bait to hunt turkeys. However, hunting over agricultural crops and wildlife food plots planted and left standing is legal.

SMALL GAME/
UPLAND BIRDS

SEXING AND AGING EASTERN WILD TURKEYS

GOBBLER/TOM



Beard

BREAST FEATHERS



Gobbler or Tom:
Black-tipped



Hen:
Buff-tipped

SPUR

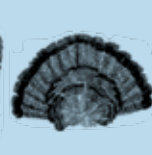


Gobbler or Tom:
Present




Hen:
Absent

HEN



ADULT OR JUVENILE?



Adult: Primaries more rounded with white barring extended to the end. When fanned out, tail forms an even, unbroken outline.

Juvenile: Primaries pointed with no barring near the tips. When fanned out, outline of tail appears broken.

JOANNA GILKESON/USFWS

UPLAND GAME BIRDS

LICENSES/STAMPS/ PERMITS

What You Need To Hunt Upland Game Birds:

- Small game license
- Pheasant stamp if hunting pheasant
- Sharp-tailed grouse permit if hunting sharp-tailed grouse

PHEASANT

GENERAL PHEASANT REGULATIONS

- During transportation from the field, the head or one fully feathered wing must remain attached to any pheasant carcass that was dressed in the field.
- Shooting hours begin at 9 a.m. on the first day of pheasant season. See pages 29–31 for full shooting hours.

Pheasant Hunting Noon Closure Areas

Shooting hours deviate from standard times within the boundaries of the properties below. Pheasant hours for these properties close at 12 p.m. on weekdays from Oct.–Nov. 3. For more information, visit dnr.wi.gov and search “pheasant.”

- Allenton Wildlife Area (W.A.) (Washington County)
- Brooklyn W.A. (Dane, Green)
- C.D. “Buzz” Besadny Fish and W.A. (Kewaunee)
- Dunnville W.A. (Dunn)
- Eldorado Marsh W.A. (Fond Du Lac)
- Goose Lake W.A. (Dane)
- Grand River W.A. (Green Lake, Marquette)
- Holland W.A. (Brown)
- Horicon W.A. (Dodge)
- Jackson Marsh W.A. (Washington)
- Killsnake W.A. (Calumet and Manitowoc)
- Mazomanie Unit, Lower Wisconsin State Riverway (Dane)
- Mud Lake W.A. (Dodge)
- Mud Lake W.A. (Columbia)
- New Munster W.A. (Kenosha)
- Nichols Creek W.A. (Sheboygan)
- Pine Island W.A. (Columbia, Sauk)
- Theresa W.A. (Dodge and Washington)
- Tichigan W.A. (Racine)
- Vernon W.A. (Waukesha)
- White River W.A. (Green Lake, Marquette)

Note: After Oct. 15, daily shooting hours close at 2 p.m. for all species at Richard Bong State Recreation Area, except that normal shooting hours apply while hunting waterfowl south of Hwy. 142 or while archery deer hunting.

UPLAND GAME BIRD SEASON DATES AND BAG LIMITS

Species	Daily Bag	Area	Dates (except as noted)
Pheasant	See below*	Statewide	Oct. 15 (9 a.m.)–Jan. 8 2023
Bobwhite Quail	5	Statewide	Oct. 15 (9 a.m.)–Dec. 7
Ruffed Grouse	5	Zone A	Sept. 17–Jan. 8, 2023
	2	Zone B	Oct. 15–Dec. 8
Gray (Hungarian) Partridge	3	Statewide**	Oct. 15 (9 a.m.)–Jan. 8, 2023
Sharp-tailed Grouse	Permit availability is currently under review. Visit dnr.wi.gov and search “sharp-tailed grouse” for updates.		
Crow	15	Statewide	Sept. 17–Nov. 17 Jan. 18–March 20, 2023

Possession limit is equal to three times the daily bag limit.

* Pheasant: One rooster daily on opening weekend; two roosters daily for remainder of season.

**Gray (Hungarian) partridge season CLOSED in Clark, Marathon and Taylor counties.

Hen And Rooster Hunting Area Regulation (Applicable On Hen And Rooster Areas only)

The daily bag limit on hen and rooster hunting areas is one pheasant daily on the first Saturday and Sunday of the season and two pheasants daily from the first Monday through the remainder of the season. Possession limit is three times the daily bag limit.

The following properties are hen and rooster hunting areas:

- Avoca Unit, Lower Wisc. State Riverway (Iowa County)
- Boscobel Unit, Lower Wisc. State Riverway (Grant)
- C.D. “Buzz” Besadny Fish and W. A. (Kewaunee)
- Tom Lawin W.A. (Chippewa)
- Vernon W.A. (Waukesha)

- Southern Unit/Scuppernong, Kettle Moraine State Forest (Waukesha)
 - Kickapoo Valley Reserve (Vernon)
 - Richard Bong State Recreation Area (visit dnr.wi.gov and search “Richard Bong” for more information.)
 - Sand Creek Fishery Area (Monroe)
- For more information, visit dnr.wi.gov and search “pheasant.”



2022 PHEASANT STAMP WINNER: MARK KANITZ OF MARKESAN

WILDLIFE STAMPS

Every year, local artists from around Wisconsin compete for the opportunity to have their artwork featured on the wild turkey, pheasant and waterfowl stamps. The sale of these stamps provides hundreds of thousands of dollars annually for species management throughout the state, including habitat management, restoration, education and research projects. For more information, visit dnr.wi.gov and search “wildlife stamps.”

RUFFED GROUSE

REMINDER FOR RUFFED GROUSE HUNTERS

The ruffed grouse season in Zone A will close on Jan. 8, 2023.

RUFFED GROUSE MANAGEMENT ZONES



■ GROUSE HUNTERS: BE AWARE OF SPRUCE GROUSE

When hunting in coniferous forest (especially jack pine or near spruce bogs) in the northern two tiers of counties, be aware of the presence of spruce grouse. Spruce grouse are a state-threatened species for which no harvest is permitted.

Spruce grouse lack the crest and thick black tail bands of ruffed grouse. They are also more likely to allow close approach than ruffed grouse. See the photos below that demonstrate the difference in appearance between ruffed and spruce grouse. More information is available online. Go to dnr.wi.gov and search "ruffed grouse."



Juvenile Spruce Grouse

MICHELE WOODFORD



Adult Spruce Grouse

SMALL GAME/
UPLAND BIRDS

SMALL GAME AND FURBEARER HUNTING

SMALL GAME

- **Possession Limits:** Three times the daily bag limit.
- **Possession And Sale:** The tails, skins and skulls of lawfully taken squirrels may be bought and sold if severed from the rest of the carcass. Carcasses and skins of rabbits and hares can be sold, but only during their open season (see table above).

LICENSES/STAMPS/PERMITS

What You Need To Hunt Small Game:

A small game hunting license is required. See page 9 for details and exemptions for qualified individuals and landowners.

UNPROTECTED SPECIES

In addition to the general small game regulations listed on pages 4–5, the following regulations are specific to unprotected species:

- **Unprotected Species:** See description on page 4 of this pamphlet.
- **Season:** Open year-round.
- **Possession Limits:** None
- **Possession And Sale:** It is legal to sell

■ SMALL GAME MAMMAL HUNTING SEASON DATES AND BAG LIMITS

Species	Daily Bag	Area	Dates (except as noted)
Squirrels: Gray and Fox	5	Statewide	Sept. 17–Feb. 28, 2023
Snowshoe Hare	Unlimited	Statewide	Year-round open season
Cottontail Rabbit	3	Northern Zone (North of Hwy. 10 to Waupaca and north of Hwy. 54 to Algoma)	Sept. 17–Feb. 28, 2023
	3	South Zone (South of Hwy. 10 to Waupaca and south of Hwy. 54 to Algoma)	Oct. 15 (9 a.m.)–Feb. 28, 2023

the carcass, skins or feathers of legally harvested unprotected species.

- **Licenses, Stamps And Permits:** A small game hunting license or trapping license is required, except that:
 1. Landowners do not need a license to shoot or trap unprotected species causing damage or nuisance. See page 9 for details and exceptions for qualified individuals and landowners.
 2. Persons, including landowners, hunt-

ing or trapping unprotected species must comply with all methods of taking requirements and restrictions unless otherwise authorized by a permit from the DNR.

Highly Visible Clothing Requirement:

Hunters of unprotected species are exempt from the blaze clothing requirement on page 6 if hunting 30 minutes after sunset to 30 minutes before sunrise.

■ FURBEARER HUNTING SEASON DATES AND BAG LIMITS

Species	Daily Bag	Area	Dates (except as noted)	
Raccoons: Resident	Unlimited	Statewide	Oct. 15 – Feb. 15, 2023	
Raccoons: Non-residents	Unlimited	Statewide	Oct. 29 – Feb. 15, 2023	
Fox: Red and Gray	Unlimited	Statewide	Oct. 15 – Feb. 15, 2023	
Coyote	Unlimited	Statewide	Year-round open hunting season	
Bobcat	1 by permit	Northern Zone (North of Hwy. 64)	Period 1	Oct. 15 – Dec. 25
		Southern Zone (South of Hwy. 64)	Period 2	Dec. 26 – Jan. 31, 2023

FURBEARERS

ADDITIONAL FURBEARER HUNTING SEASONS AND REGULATIONS

Possession Limits: Unlimited for below-listed species, except that bobcat may be possessed only under the authority of a valid bobcat permit.

Possession And Sale: Lawfully harvested carcasses and pelts may be sold at any time.

LICENSES/PERMITS

What You Need To Hunt Furbearers:

- Resident small game license or non-resident furbearer license
- Bobcat harvest permit/carcass tag if hunting bobcat

See page 9 for details and exemptions for qualified individuals and landowners.

BOBCAT

- Immediately upon dispatching a bobcat, the pelt tag must be validated and attached. Validate the tag by slitting the month and date of kill on the tag. Attach the validated pelt tag to the carcass using wire or other similar at-

tachment device and passing it through the animal's mouth to eye opening, just beneath the skin.

- You must register your harvest with the DNR by 5 p.m. the day after recovery by [visiting gamereg.wi.gov](http://visiting.gamereg.wi.gov) or by calling 844-GAME-REG (844-426-3734) AND you must exhibit your bobcat to an authorized DNR representative for certification no later than seven days after the month of harvest. The bobcat pelt must be separated from the carcass and both parts must be presented at the time of certification.
- The certification seal must remain attached to the pelt until removed by a fur dresser or taxidermist at time of preparation.
- **It is illegal to** transfer, give, trade, sell or purchase any bobcat pelt unless it bears a DNR carcass tag and certification seal attached by an authorized DNR representative.
- The bobcat carcass will be retained by the DNR for research purposes. Carcasses are used to determine population trends, which aid in establishing harvest quotas. Hunters and trappers may keep meat from bobcat carcasses as long as the skull and body cavity, including all internal organs, remain in-

tact. See the 2022 Trapping Regulations for more information.

- Hunters and trappers must submit a portion of a harvested bobcat's lower jaw but may retain the top portion of the bobcat skull. Full skulls sent to the DNR will not be returned.
- Night hunting for bobcats is prohibited.

■ CARCASS COLLECTION FOR THE 2022-23 SEASON

This year the department will only be collecting carcasses harvested during the second time period. No carcasses will be collected from bobcat harvested during the first time period.

■ LOOKING FOR TRAPPING REGULATIONS?

For trapping rules, regulations and season dates, check out the 2022 trapping regulations. Visit dnr.wi.gov and search "trapping regulations."



CAROL GRAY

BEAR

LYNN BYSTROM

■ BEAR SEASON DATES

Zone	Dates
Zones A, B and D	Sept. 7–13 <ul style="list-style-type: none"> With aid of bait With all legal methods not using dogs
	Sept. 14–Oct. 4 <ul style="list-style-type: none"> With aid of dogs With aid of bait With all other legal methods
	Oct. 5–11 <ul style="list-style-type: none"> With aid of dogs only
Zone C, E and F	Sept. 7–Oct. 11 <ul style="list-style-type: none"> With aid of bait With all other legal methods not using dogs

LICENSES/PERMITS

What You Need To Hunt Bear:

- A class A bear license (See page 8 for acceptable forms of proof.)
- A paper carcass tag.
- No license is required for a person to bait bear for hunting or training purposes, to train a dog to track or trail bear or to assist a licensed bear hunter in hunting bear by tracking or trailing bear.

VALIDATION AND TAGGING

- The hunter is required to possess a paper carcass tag while bear hunting. Electronic copies of carcass tags are not accepted.
- Immediately upon killing a bear, validate the paper carcass tag by removing the bottom portion (the “validation stub”).
- If you leave it, tag it!** You may not leave the bear carcass unless the validated carcass tag is attached to it. In other words, attach the tag with string or other fastener as soon as you plan to leave the carcass.
- Carcass tags must be kept intact and legible; consider protecting the tag inside a zip-top plastic bag.
- It is illegal to:**
 - Possess or transport a bear carcass unless also in possession of the validated carcass tag.

- Possess while afield a validated bear carcass tag unless that person is also in possession of the legally killed bear corresponding to it.
- Possess while hunting or afield more than one copy of a unique carcass tag.
- Possess, borrow or loan another’s license, permit or tag.
- If a backup shooter kills a bear that was shot, but not killed, by the Class A bear license holder, it is still the Class A bear license holder’s responsibility to validate that carcass tag.

FIELD DRESSING

- A bear may be divided into not more than 5 parts, not including the hide, only to facilitate removal from the field. The hunter may divide the carcass

prior to registering the bear. The head and neck shall remain attached to one of the other parts of the animal, not including the hide.

- A person who divides the bear while afield:
 - May not allow the bear to be stored or transported with any other bear that has been divided prior to registration.
 - May not divide any bear in a manner that does not keep one part of the bear intact to allow it to be measured in a straight line from the tip of the nose to the base of the tail to determine it was an adult bear of 42 inches or greater.
 - Must remove all parts from the field except the entrails.

TRANSPORT

While afield, it is illegal to possess or transport another hunter’s bear, even after it has been registered, unless accompanied by the person issued the carcass tag that has been attached to the bear, except that anyone may still transport another person’s registered bear on a public road or possess it at a residence, home, camp or business.

BACKUP SHOOTERS

Backup shooters must adhere to the following rules:

- May only shoot if the Class A bear license holder possesses an unused bear carcass tag valid for the zone being hunted.
- May only shoot for the purpose of killing a bear that was shot but not killed by a Class A bear license holder.
- May only shoot if killing the bear is necessary to protect the safety of the members of the hunting party or others.

DOG TRAINING AND USE

Dogs may be trained by pursuing bear statewide on lands open to public hunting or on private lands with permission from July 1–Aug. 31. It is legal to train dogs in Zones A, B and D during the season when hunting bear with aid of dogs is open.

While hunting bear, or training dogs to pursue bear during the open season for hunting bear, **it is illegal to:**

- Hunt or train dogs to pursue bear before or after established shooting

■ BEAR REGISTRATION IS MANDATORY

Successful hunters must electronically register bears they harvest in the county of kill or in an adjoining county, by 5 p.m. the day after recovery. Register a bear in one of three ways:

- Go to gamereg.wi.gov** (fastest and easiest method).
- Call 844-426-3734 (844-GAME-REG).**
- Visit** an in-person station. Go to dnr.wi.gov and search “**registration stations**” to find a list.

Once registration is complete, the GameReg system will issue a confirmation number for the hunter’s records. Once the bear is registered, keep the carcass tag with the meat until all meat has been consumed.

BEAR

hours (except when training dogs from July 1 – Aug. 31, these hours do not apply).

- Hunt bear with dogs in Zones C, E and F.
- Hunt, train dogs or pursue bear with a dog that is not tattooed or wearing a collar displaying the owner's name and address.
- Hunt, train dogs or pursue bear with more than 6 dogs in a single pack, regardless of the number of bear hunters or the dog's ownership.

Note: Dogs that fall out of the chase may be replaced,

but no more than 6 dogs may be used to pursue bear.

BAITING

Bait may be used for hunting or training bear dogs if the following rules are followed:

- Bait may only be placed beginning April 15 through the last day of the bear season.
- No more than 10 gallons may be used at any bait site, including liquid scent.
- Bait must be enclosed in a hollow log, a hole in the ground or stump which is capped with unprocessed or naturally occurring materials such as logs or rocks to prevent deer from accessing the materials. This does not apply to liquid scents.
- Although not regulated, hunters are encouraged to minimize or avoid the use of chocolate in bait. Chocolate is toxic and can be lethal to bears and other wildlife, especially cubs.
- Bait may not contain or be contained within metal, paper, plastic, glass, processed wood, or other similar processed materials, except that a processed wood bottom may be affixed to a hollow log or stump using adhesive, nails, or screws for the purpose of containing bear bait or feed.
- Bait may not contain any animal part or by-products. Animal parts or by-products include honey, bones, fish, meat, solid animal fat, animal carcasses and bacon grease, but does not include liquid scents or cheese.
- Automatic, mechanical or gravity feeders designed to automatically deposit or replenish bait may not be used.
- Bait may not be placed within 50 yards of any established or maintained trail, road or campsite or within 100 yards of a roadway having a posted speed limit of 45 MPH or more.
- When the bait site is checked or re-baited, all bait that has been uncovered must again be enclosed and made inaccessible to deer.
- No person may hunt bear or train dogs over bait that is in violation of these regulations, unless the area is completely free of bait or feed material

for at least 10 consecutive days prior to hunting, pursuing animals, or dog training. Removal of unlawfully placed bait or feed material does not preclude the issuance of a citation for the original placement of the unlawful baiting or feeding material.

- ***It is not legal to place or deposit feed for bears for purposes other than legal bear hunting or bear dog training.***

OTHER RESTRICTIONS

Hunters may not:

- Shoot or molest any bear in a den.
- Hunt bear in any dump or sanitary landfill.
- Kill a cub or any adult bear accompanied by a cub or cubs.

Note: An adult bear is any bear 42 inches or greater in length from the tip of the nose to the base of the tail.

MANDATORY BEAR TOOTH SAMPLE SUBMISSION

In addition to registering their harvest, successful hunters are required to provide TWO upper pre-molar teeth in 2022. One will be used to determine age, and one will be used for DNA sampling to support development of a statewide bear population estimate.

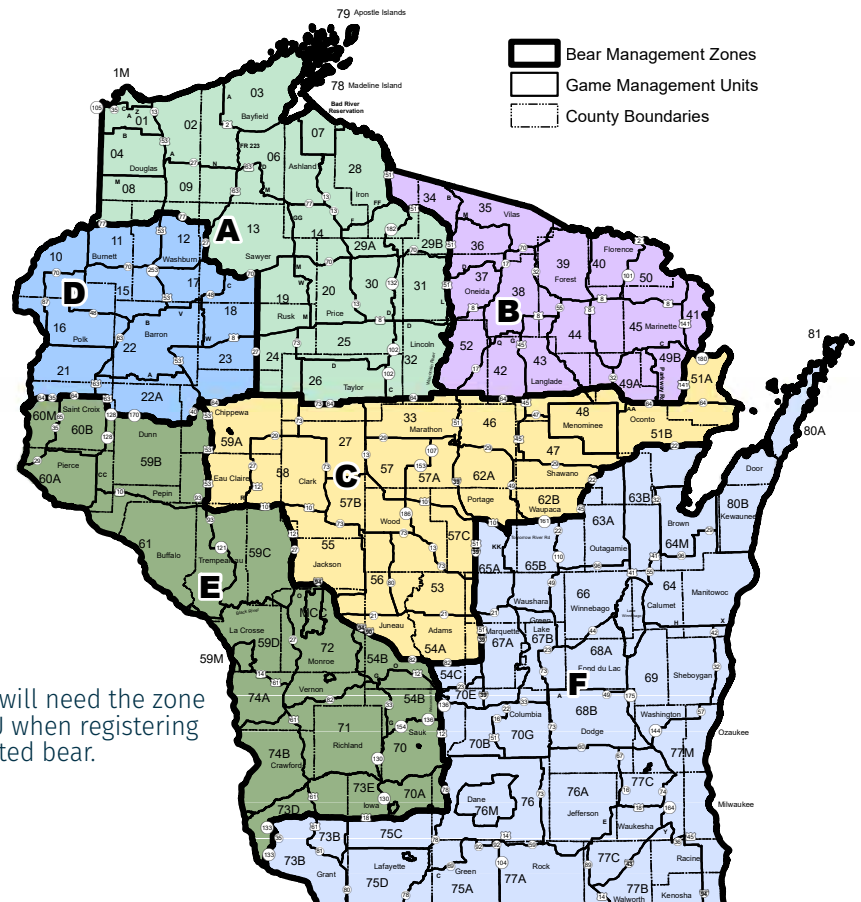
Instructions for collection of the teeth will be mailed to hunters who draw Class A licenses. To find instructions online, visit dnr.wi.gov and search "bear registration."

Hunters will be notified of the bear's age after samples are analyzed.

If a hunter does not have DNR-provided materials, the hunter should write their name, customer ID number and registration confirmation number on a piece of paper and affix the teeth to it with tape. Enclose this in an envelope and mail to:

Bear Tooth
107 Sutliff Ave
Rhinelander, WI 54501.

BEAR MANAGEMENT ZONES



Hunters will need the zone and GMU when registering a harvested bear.

MIGRATORY GAME BIRDS

EARLY TEAL SHOOTING HOURS

Legal shooting hours for early teal season are sunrise to sunset. See shooting hours map on page 29 to determine if you are hunting in the northern or southern area. Adjust times based on your zone.

GUNS AND AMMUNITION

While pursuing migratory game birds,

	NORTHERN AREA ZONE A		SOUTHERN AREA ZONE A	
	AM	PM	AM	PM
Sept. 1	6:11	7:28	6:15	7:26
Sept. 2	6:13	7:26	6:16	7:25
Sept. 3	6:14	7:24	6:17	7:23
Sept. 4	6:15	7:22	6:18	7:21
Sept. 5	6:16	7:20	6:19	7:19
Sept. 6	6:17	7:18	6:20	7:17
Sept. 7	6:19	7:17	6:21	7:16
Sept. 8	6:20	7:15	6:22	7:14
Sept. 9	6:21	7:13	6:24	7:12

it is illegal to:

Methods

- Hunt with anything other than a shotgun fired from the shoulder, bow and arrow, crossbow or by falconry.

Other Methods

- Take migratory game birds with a trap, snare, net, rifle, pistol/handgun, swivel gun, shotgun chambered for a shell larger than 10 gauge, punt gun, battery gun, machine gun, fishhook, poison, drug, explosive or stupefying substance or possess any shot shells larger than 10 gauge.

Shotgun Capacity

- Hunt with a shotgun capable of holding more than 3 shells (magazine and chamber combined), unless it is plugged with a one-piece filler that cannot be removed without disassembling the gun.

Shot Type

- Possess or use any type of lead or toxic shot when hunting ducks, geese, brant, snipe, rails, coot and common gallinule.
- Possess or use any type of lead or toxic shot while hunting mourning dove on DNR-managed land.
- Note:** Only non-toxic sizes BB, BBB, T or smaller are legal. Size F shot is illegal in Wisconsin. Only non-toxic shot may be possessed or used for hunting migratory and upland game bird species, including wild turkey, on all national wildlife refuges and federal waterfowl production areas.

STRUCTURES, BOATS AND VEHICLES

While pursuing migratory game birds, it is illegal to:

- Hunt from any pier, dam, dock, breakwater or similar artificial structure.
 - Note:** Class A Disabled Hunting Permit holders are exempt.
 - Hunt from a sink box (a

MIGRATORY GAME BIRD SEASONS

Species	Dates	Daily Bag Limit
Early Teal	Sept. 1–9	6
Early Goose	Sept. 1–15	5 Canada, 20 snow, blue and Ross
Rail (Virginia, Sora)	Sept. 1–Nov. 9	25
Snipe	Sept. 1–Nov. 9	8
Common Gallinule	Sept. 1–Nov. 9	15
Mourning Dove	Sept. 1–Nov. 29	15
Youth Waterfowl	Sept. 17–18	Same as regular duck season
Woodcock	Sept. 24–Nov. 7	3

Regular Duck Season Bag Limits: 6 ducks, to include not more than 4 mallards (2 hens), 2 black ducks, 1 pintail, 2 canvasbacks, 2 redheads and 3 wood ducks. For species of ducks not listed, such as teal and ring-necks, the combined total with all other species may not exceed six ducks. In addition, 5 mergansers to include not more than 2 hooded mergansers and scaup as outlined below.

Northern Duck Zone	Sept. 24–Nov. 22	2 scaup/day: Sept. 24–Nov. 7 1 scaup/day: Nov. 8–22
Southern Duck Zone	Oct. 1–9; Oct. 15–Dec. 4	1 scaup/day: Oct. 1–9, Oct. 15–20 2 scaup/day Oct. 21–Dec. 4
Open Water Duck Zone	Oct. 15–Dec. 13	2 scaup/day: Oct. 15–Nov. 28 1 scaup/day Nov. 29–Dec. 13
Coot	Same as duck zone you are hunting	15

Northern Goose Zone	Sept. 16–Dec. 16	Regular Goose Season Bag Limits <ul style="list-style-type: none"> 3 Canada geese (North and Mississippi River zones) 20 white geese (snow/blue geese and Ross's geese) 1 Brant 1 greater white-fronted goose South Zone Daily Bag Limits <ul style="list-style-type: none"> 3 Canada geese/day for first portion of South Zone Canada goose season 5 Canada geese/day for holiday hunt portion of season (Dec. 18–Jan. 3, 2023)
Southern Goose Zone	Sept. 16–Oct. 9; Oct. 15–Dec. 4; Dec. 18–Jan. 3, 2023	
Mississippi River Goose Zone	Oct. 1–9; Oct. 15–Jan. 3, 2023	

LICENSE STAMPS AND PERMITS

To lawfully hunt migratory game birds, you must obtain and carry with you:

- A small game license
- A Wisconsin Waterfowl stamp if hunting waterfowl
- A Federal Migratory Bird Stamp if hunting waterfowl. A hard copy is required. A temporary stamp will be issued for use until actual stamp arrives.

Note: Neither the state nor federal stamps are required if hunting coot, common gallinule, rails, mourning dove or woodcock or if under the age of 16.

- A Canada Goose Permit, if hunting Canada geese in either the early or regular Canada goose season.

All required license stamps and permits may be purchased at gowild.wi.gov. See page 8 for acceptable forms of proof.

low floating device that has a depression affording the hunter, a means of concealment beneath the surface of the water).

- Hunt or shoot from any moving boat other than those propelled by paddle, oars or pole. Motorboats and sailboats must have their motors completely shut off and/or the sail furlled and its progress ceased before loading or discharging a firearm.
- Establish a waterfowl blind on state property, including the bed of any navigable lake, prior to 7 days before the waterfowl season or to leave it established beyond 7 days after the close of the waterfowl season.

- Occupy or use any blind left on state property during the season unless permanently affixed with lettering 1 square inch or larger that is readily visible and legible at all times and that identifies the owner's name, address in the English language and DNR customer ID number, in the English language.
- Take migratory game birds from or with the aid or use of any vehicle (not including boats) except by qualified disabled persons under a valid DNR permit.
- Use in any manner any air, water or motor-driven land conveyance, including any unmanned aircraft or drones, for the purposes of concentrating, driving, rallying or stirring up any migratory game bird to put them in the range of hunters.

DEVICES

While pursuing migratory game birds, **it is illegal to:**

- Hunt with decoys that are:
 - Placed beyond 200 feet from the cov-

er in which the hunter is located.

- Placed in the water prior to 1 hour before the opening of waterfowl shooting hours.
- Left in the water more than 20 minutes after the close of waterfowl shooting hours.
- Left in the water unattended. **Note:** you may leave decoys unattended on dry land.
- Living, regardless of distance from the hunter.

Note: All live, tame or captive ducks and geese shall be removed for a period of 10 consecutive days prior to hunting and confined within an enclosure that substantially reduces the audibility of their calls and that totally conceals such birds from the sight of migratory wild waterfowl.

- Hunt with or while in possession of:
 - Electronic bird calls.
 - Recordings or imitations of bird calls while hunting waterfowl.

GENERAL RESTRICTIONS

Daily Bag Limit

- **It is illegal to** take or attempt to take more than the daily bag or aggregate daily bag limit.

Possession Limit

It is illegal to:

- Possess more than 3 times the daily bag limit.
- Possess more than the daily bag limit while at or in transit between locations where the game birds were harvested and the hunter's temporary or permanent abode.

Retrieval

It is illegal to kill or cripple any game bird without making every reasonable effort to retrieve such bird. Until every reasonable effort is made, crippled birds shall be included in the daily bag. Crippled birds should be immediately pursued to prevent loss of the bird.

Open Water Retrieval

Crippled birds that fall or move into open water should be immediately pursued. A hunter may shoot crippled birds from a boat propelled by paddle, oars or pole. A shotgun may be uncased but may not be loaded or discharged while in a boat with the motor running and until all forward motion from the motor has ceased.

Retrieval in Refuges

Dead or crippled game may be retrieved from any refuge or closed area by hand either without a firearm, with an unloaded firearm which is enclosed in a proper carrying case or with the aid of a dog unless posted to prohibit public entry.

Tagging

- **It is illegal to** give, put or leave any migratory game birds at any place or in the possession of another person unless the birds are tagged by the hunter with the:
 - Hunter's signature
 - Hunter's address
 - Total number of birds involved, by species dates such birds were killed
- No person or business may receive or have in custody any migratory game birds belonging to another person unless such birds are properly tagged and a record of such receipt is kept by the person or business.

Possession of Live Birds

Wounded birds reduced to possession shall be immediately killed and included in the daily bag limit.

Shipment

It is illegal to ship migratory game birds unless the package is marked on the outside with the:

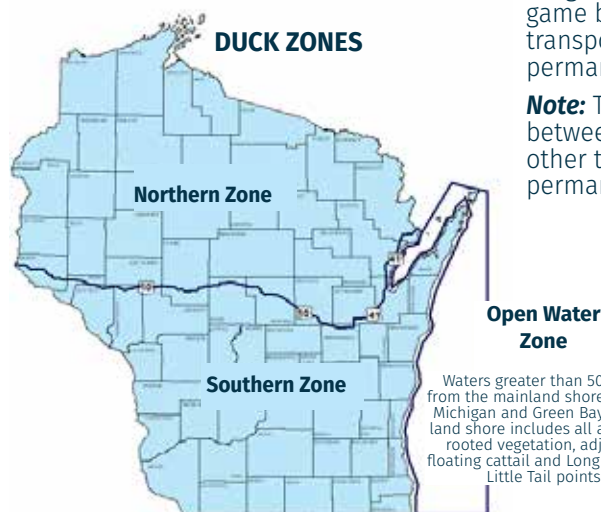
- Name and address of the person sending the birds
- Name and address of the person to whom the birds are being sent
- Number of birds, by species, contained in the package

Transportation

Migratory game birds may be field dressed before they are transported from the field. However, the head or one fully feathered wing must remain attached to all migratory game birds while in the field or being transported from the field to the person's permanent abode.

Note: This includes birds being transported between a hunting cabin, camp, motel or other temporary abode to the person's permanent abode or preservation facility.

GOOSE AND DUCK MANAGEMENT ZONES



■ WATER BODIES WITH RESTRICTIONS

It is illegal to hunt waterfowl in open water from or with the aid of any blind including any boat, canoe, raft, contrivance or similar device except as described below:

Waterbody	Distance From Shore	Must Blinds Be Anchored?	Must Blinds Be Removed Daily?
Mississippi River, Lake Pepin and Grant County Portions	No minimum distance	Yes	Yes
Mississippi River, All Other Portions	Max. 100 ft.	Yes	Yes
Great Lakes and Other Lakes*	Min. 500 ft.	Yes	Yes

* These lakes include: Beaver Dam Lake (excluding Rakes and Trestle Works bays), in Dodge County; Castle Rock Lake (south of railroad bridge and Cty. G) in Adams and Juneau counties; Fence Lake in Vilas County; Grindstone Lake in Sawyer County; Green Lake, Big Green Lake; Lake Puckaway (waters west of the west end of the dredge bank, excluding waters east of the west end of the dredge bank) in Marquette and Green Lake counties; Lake Winnebago in Calumet, Fond du Lac and Winnebago counties; Lake Wisconsin (north of railroad bridge) in Sauk and Columbia counties; Lake Wissota (south of Cty. S and north of Cty. X) in Chippewa County; North Twin Lake in Vilas County; Petenwell Flowage (north of Hwy. 21 and south of Hwy. 73) in Adams, Juneau and Wood counties; Shawano Lake in Shawano county; and Trout Lake in Vilas County.

OPEN WATER RESTRICTIONS

- Hunters may hunt in open water with the aid of blinds if any of the following applies:
 - Any part of the boat or blind is located within 3 feet of any shoreline, including islands.
 - Any part of the boat or blind is located within 3 feet of a naturally occurring and unmanipulated growth of vegetation rooted to the navigable waterway's bed or shoreline. The vegetation must conceal at least 50% of the hunter and boat or blind when viewed from at least one direction. Vegetation now includes stumps and trees.
- Hunters possessing a Class A or B Disabled Permit may hunt only far enough from emergent vegetation to maintain the minimum depth of water necessary for operation of the boat. These blinds should be removed daily at the close of shooting hours.
- Open water restrictions do not prohibit legal jump shooting activities from a non-motorized boat on narrow streams where shooting shore to shore is possible.
- You may hunt in any open water area provided you are standing on the bottom without the aid of a blind.



2022 WATERFOWL STAMP WINNER: BRIAN KUETHER OF GREENFIELD

BAITING

A baited area refers to any area on which salt, grain or other feed has been placed, exposed, deposited or scattered, if it could serve as an attractant or lure for migratory game birds to, on or over areas where hunters are attempting to take them. An area is considered baited for 10 days after complete removal of bait. While pursuing migratory game birds:

- It is illegal to** hunt waterfowl, coots or mourning dove by the method or aid of baiting on or over any baited area where a person knows or reasonably should know that the area is or has been baited.
- It is legal to** hunt over crops that have been planted as a result of normal agricultural planting, normal agricultural harvest or fields post-harvest.
- It is legal to** hunt mourning dove over manipulated agricultural crops or wildlife food plots. Manipulation may not include the distributing or scattering of seeds, grains or other feed after the seed or grain has been harvested or removed from the field where it was grown.

For more information, visit dnr.wi.gov and search "baiting." For federal waterfowl and dove baiting regulations, visit the U.S. Fish and Wildlife website at fws.gov.

YOUTH WATERFOWL SEASON

- Only persons age 15 and younger may participate in the youth waterfowl hunt
- Youth participants may harvest any lawful species of waterfowl, including geese
- All hunters must be accompanied by an adult mentor aged 18 years or older.
- The adult mentor may not accompany more than 1 youth hunter, except that an adult may accompany 2 youth hunters if at least one of the youth hunters is age 12-15 and has completed a hunter education safety course.
- The mentor may only harvest geese during this season as long as the goose season is open and they possess a Canada Goose Permit appropriate for the season being hunted.
- Registration through the Harvest Information Program (HIP) is required.
- All license and stamp requirements are waived for eligible youth waterfowl hunters, except the Canada goose hunting permit. If this hunt occurs during the statewide early Canada goose season (Sept. 1-15), an early Canada goose hunting permit is required. If this hunt occurs on or after Sept. 16, a regular Canada goose season hunting permit is required.
- All other regulations including shooting hours, blind and ammunition restrictions, daily bag limits and hunting mentorship (see page 8) rules will apply.

■ OTHER IMPORTANT INFORMATION

Viral Hemorrhagic Septicemia (VHS): To prevent the spread of VHS, a viral disease that affects fish, water must be drained from all boats, boat trailers and equipment immediately after exiting the water and before leaving the bank or shore of all waters statewide.

Highly Pathogenic Avian Influenza (HPAI): The virus was detected in many species of waterfowl this year. HPAI does not pose a food safety risk, however, recommendation for hunters in light of the presence of this virus are available at dnr.wi.gov by searching "hunt waterfowl"

Bird Bands: If you obtain a bird band, visit pwrc.usgs.gov/BBL/bblretrv to report the date and location of recovery and to receive information on your banded bird.

Importation: For information regarding the importation of migratory game birds killed in another country, hunters should consult [50 CFR 20.61 § 20.66](http://www.ecfr.gov). A copy can be obtained from the U.S. Fish and Wildlife Service by contacting 5600 American Blvd. West, Suite 990, Bloomington, MN 55437-1458, (612), call 713-5320 or visit fws.gov.



■ HEALTH ADVISORY

Contaminants such as PCBs and mercury build up in the body over time. Health problems linked to PCBs and mercury range from effects like poor balance or problems with memory, to a slight increase in your risk of a more serious disease like diabetes or cancer. Health professionals recommend limiting your exposure to PCBs and mercury in your diet as much as possible.

The Wisconsin Department of Health Services has issued the following health advice to protect you from exposure to PCBs and mercury in waterfowl taken in the following areas:

Lower Fox River from Lake Winnebago at Neenah and Menasha downstream, including Little Lake Butte des Morts, to the northeast city limits of Kaukauna

Remove all skin and visible fat prior to cooking dabbling ducks using these waters.

Lower Fox River from the De Pere Dam to the river's mouth at Green Bay and lower Green Bay south of a line from Point Sauble west to the west shore of Green Bay

Consumption of dabbling ducks should be limited to 1 meal/week for children and women of child-bearing years.

Sheboygan River from Sheboygan Falls downstream to the river's mouth at Lake Michigan

Remove all skin and visible fat prior to cooking Canada geese using the Sheboygan River.

Sheboygan Harbor

No one should eat lesser scaup (bluebills) using this water.

Milwaukee River from Highway 167 (Thiensville) upstream to Lime Kiln Dam at Grafton and Cedar Creek from the Milwaukee River up to Bridge Road in the Village of Cedarburg

No one should eat mallard ducks using this water

Milwaukee Harbor

No one should eat black ducks, mallards, ruddy ducks or any diving ducks using this water.

Waters in the City of Cedarburg

No one should eat Canada geese using these waters.

Whitewater Lake and Rice Lake, Walworth County

Consumption of Canada geese should be limited to one meal per month.

Note: the U.S. Food and Drug Administration standard for PCBs in poultry is 3 parts per million calculated on a fat basis.

■ DON'T SHOOT A SWAN!

All wild swans are protected species in Wisconsin.

Shooting a swan may cost you up to \$2,327 in penalties and a 3-year revocation of all hunting, fishing and trapping privileges. The primary snow goose range is west of Wisconsin and few snow geese migrate through Wisconsin. **Be sure of your target!**

Protected Species: All swans

- Plumage: all white
- Length: 4-5 ft
- Neck: Long neck
- Weight: 15-30 lbs.
- Wingspan: 5.5-7 ft.

Note: Swans appear gray in their first year of life.

Legal Game Species: Snow goose

- Plumage: White with black wing tips
- Neck: Short neck
- Length: 1.5 ft.
- Wingspan: 3.5 ft.



Trumpeter Swan



Snow Goose

PUBLIC AND PRIVATE LANDS

CLAIRE VANVALKENBURG

DNR-MANAGED LANDS

DNR-managed lands are all lands and properties owned by or under control of the DNR. This includes lands under easement to or leased by the DNR and that the DNR manages and controls. The following regulations apply to all DNR-managed lands. See “Other Lands” on page 28 for rules regarding lands enrolled in the Managed Forest Law or Forest Crop Law programs or private lands leased to provide public access hunting.

GENERAL RULES ON DNR-MANAGED LANDS

Firearm Possession

It is illegal to:

- Hunt or possess a firearm, bow or crossbow in an area closed to hunting unless it is unloaded or unstrung and enclosed within a carrying case.

Note: Those authorized to possess a concealed weapon may possess a loaded, uncased handgun on these properties. Hunters may possess a loaded or uncased firearm, bow or crossbow in areas of state parks closed to hunting for the purpose of accessing areas within the park that are open to hunting.

- Possess any loaded or uncased firearm or air gun while within the exterior boundary of state-owned lands posted with DNR signs in Columbia, Dane, Dodge, Fond du Lac, Jefferson, Juneau, Kenosha, La Crosse, Manitowoc, Milwaukee, Outagamie, Ozaukee, Racine, Rock, Sauk, Sheboygan, Walworth, Washington, Waukesha and Winnebago counties or on state forests, state recreation areas, state natural areas or on state trails established on railroad grades, except:
 - While engaged in hunting in accordance with the open seasons.
 - While shooting at an established target range. This is the only target shooting permitted on these state lands.
 - While training or trialing dogs under DNR license within designated areas.

Blinds

Placement of blinds/stands on public land does not restrict others from using the blind/stand or hunting the public land where the blind/stand is located.

It is illegal to:

- Use a ground blind during any open deer season or special deer hunt with firearms unless a **minimum of 144 square inches** of solid blaze orange

or fluorescent pink material is **visible from all directions**.

Note: Blinds used for waterfowl hunting are exempt from this rule.

- Build or use a ground blind or any elevated device unless in compliance with the following:
 - The device does not damage the tree. Damage includes cutting shooting lanes and the use of screw-in tree stands, but excludes careful pruning, flush with the trunk of the tree, of limbs less than 1 inch in diameter.
 - North of Highway 64: Overnight placement occurs only from Sept. 1–Jan. 31, 2023, except that on any land that is part of the state park system, overnight placement may only occur during the time frame beginning seven days prior to and ending seven days after an established fall hunting period.
 - South of Highway 64: The device remains placed only during the daily time frame beginning one hour prior to, and ending one hour after, the shooting hours on pages 30–31.

Note: Blinds used for waterfowl hunting do not need to be removed daily. See page 24 for details.

- Leave a tree stand or ground blind unoccupied unless the owner's DNR customer ID number or name and address has been attached in a manner that is visible and legible to a person on the ground or near the entrance of the ground blind.
Note: Ground blinds constructed entirely of dead vegetation found on the property do not need to be removed at the end of each day, do not need to display blaze orange/pink and do not need to have the hunter's name and address displayed.

Dogs

- Individuals may not allow dogs to run on DNR lands from April 15–July 31 unless the dog is on a leash no longer than eight feet.
- This rule does not apply to Class 1 field

trial grounds, DNR lands open to dog training or training dogs to track bear after June 30.

For information about dog training and trialing opportunities on DNR lands, regulations and license information, visit dnr.wi.gov and search “dog training.”

Trail Cameras

The placement and unattended, overnight use of trail cameras is authorized on DNR lands only under the following conditions:

- Placement occurs in areas where hunting is allowed.
- Trail cameras bear the name and address or DNR customer ID number of the owner or operator permanently attached or engraved to the outside of the camera so that it is clearly visible without the need to move or adjust the camera.
- The camera does not cause damage to natural vegetation or other DNR property.

Place trail cameras on DNR-managed lands is done at your own risk. The DNR will not be responsible for theft or damage of trail cameras on DNR-managed lands.

Other Restrictions

It is illegal to:

- Pursue, drive or chase animals on lands that are closed to hunting.
- Camp on any state lands except in designated campgrounds unless a special camp registration permit is obtained from the DNR prior to setting up camp.
- Operate motor vehicles, including ATVs, UTVs and snowmobiles, except in areas posted open to such use.
- Operate any vehicle, including but not limited to snowmobiles, bicycles, trail bikes and all-terrain vehicles except where their use is authorized by posted notice or permit.

STATE PARK HUNTING

Most state park properties have some areas open to hunting, but may have variations in weapons restrictions, season dates, and closed areas. Check online for specific property regulations and to obtain a map of the state park property prior to hunting there. Maps will also be posted at the property. Visit dnr.wi.gov and search “[hunting state parks](#)” for maps and specific property regulations.

- All legal hunting methods are allowed during the open seasons (see page 3 for hunting season dates) at properties that do not otherwise have restrictions on dates or methods of hunting.
- Spring turkey hunting is allowed in state parks during the 2-day spring youth turkey hunt and until the Tuesday nearest May 3.
- The season dates for state parks do not apply to state forests, state recreation areas or other DNR properties. Wisconsin state park properties include state parks, state trails, state ice age trail areas (SIATAs) and north country trail

areas (NCTAs).

State Park Admission

- A state park sticker is required for all vehicles in any state park. Visit dnr.wi.gov and search “state park admission” for more information.
- No special hunting access permit is needed to hunt with a firearm, bow or crossbow in state park or trail properties open to hunting. All hunting license requirements apply.
- State park property access for the purpose of hunting is allowed starting at

6 a.m. or one hour prior to the shooting hours for the species being pursued, whichever is earlier, until 11 p.m.

Shooting Hours

- Normal shooting opening and closing hours apply. See pages 30–31
- All hunting, including hunting for those species legal to hunt at night, ends at 11 p.m.

It is illegal to:

- Discharge a firearm, airgun, bow or crossbow from, on, or across any state trail or other area in a state park that is closed to hunting.
- Hunt within 100 yards of designated use areas such as picnic areas, campgrounds, beaches, buildings and certain designated trails, or any areas indicated as closed to hunting on that property’s hunting area map.
- Hunt with a firearm or airgun in any park area restricted to bow and crossbow only.

OTHER LANDS

PRIVATE LANDS WITH PUBLIC ACCESS

Managed Forest Law (MFL), Forest Crop Law (FCL), Voluntary Public Access (VPA) and Turkey Hunter Access Program (THAP)

This section refers to rules that apply to private lands enrolled in either the Managed Forest Law or Forest Crop Law programs, or the Voluntary Public Access (VPA) Program and the Turkey Hunter Access Program (THAP).

For those wishing to fill an antlerless deer harvest authorization on lands enrolled in MFL, FCL or VPA that are open to public hunting, the harvest authorization must be specified for use on public-access land.

It is illegal to:

- Build or use a ground blind or any elevated device unless it does not damage the tree and is completely removed from the property each day at the close of shooting hours.
- Damage trees. Cutting shooting lanes and use of screw-in tree stands or steps are considered damaging and are

illegal.

- Operate any vehicle, including but not limited to snowmobiles, bicycles, trail bikes and all-terrain vehicles except where their use is authorized by landowner or posted notice.

Note: This does not apply to the owners of lands enrolled in the program or those who have the landowner’s authorization.

- Use trail cameras on lands enrolled in the MFL/FCL and VPA programs without the permission of the landowner.

The Turkey Hunter Access Program (THAP) is only open for spring turkey season from March 1–May 29. All of the above rules apply on THAP properties.

FEDERAL LANDS

Federal lands, including national wildlife refuges, forests and lakeshores and waterfowl production areas, are subject to additional regulations. Contact the property of interest or visit the property’s website for these regulations. Additional information can be found at midwest.fws.gov.

FORT MCCOY

Fort McCoy conducts its own hunting seasons, independent of the DNR’s seasons. Anyone interested in hunting on Fort McCoy must have the appropriate Fort McCoy permit/harvest authorization and applicable State of Wisconsin hunting approvals. To purchase Fort McCoy approvals, register game harvested on Fort McCoy, or for season dates and regulation information, visit ftmccoy.isportsman.net.

COUNTY FORESTS

County forests make up the largest combined public landowner in the state. Thirty counties currently enroll over 2.4 million acres in County Forest Law. These properties are open to hunting, fishing and trapping and offer other recreational opportunities including campsites, ATV trails, and shooting ranges. Find more information at wisconsincountyforests.com.

by or held in trust for a tribe must first obtain permission from the tribe. For more information, contact the appropriate tribe. All state regulations and license requirements still apply, in addition to property-specific restrictions.

FINDING LAND OPEN TO HUNTING

Wisconsin has an abundance of land open to hunting, including state-managed wildlife, fisheries, and natural areas, forests, and private land enrolled in the Managed Forest Law (MFL), Forest Crop Law (FCL), Voluntary Public Access (VPA) or Wisconsin Damage Abatement and Claims (WDACP) programs. Combined, hunters have access to nearly 7 million acres of land throughout Wisconsin. If you are looking for a place to hunt, visit dnr.wi.gov and search “lands.”

FIND LAND WITH FFLIGHT



The Fields & Forest Lands Interactive Gamebird Hunting Tool (FFLIGHT) is an online mapping application designed to help upland game bird hunters locate cover suitable for ruffed grouse and woodcock, managed dove fields and properties stocked with game farm pheasants. For more information, visit dnr.wi.gov and search “f-flight” or contact the assistant game bird ecologist at (608) 261-8458.





SHOOTING HOURS

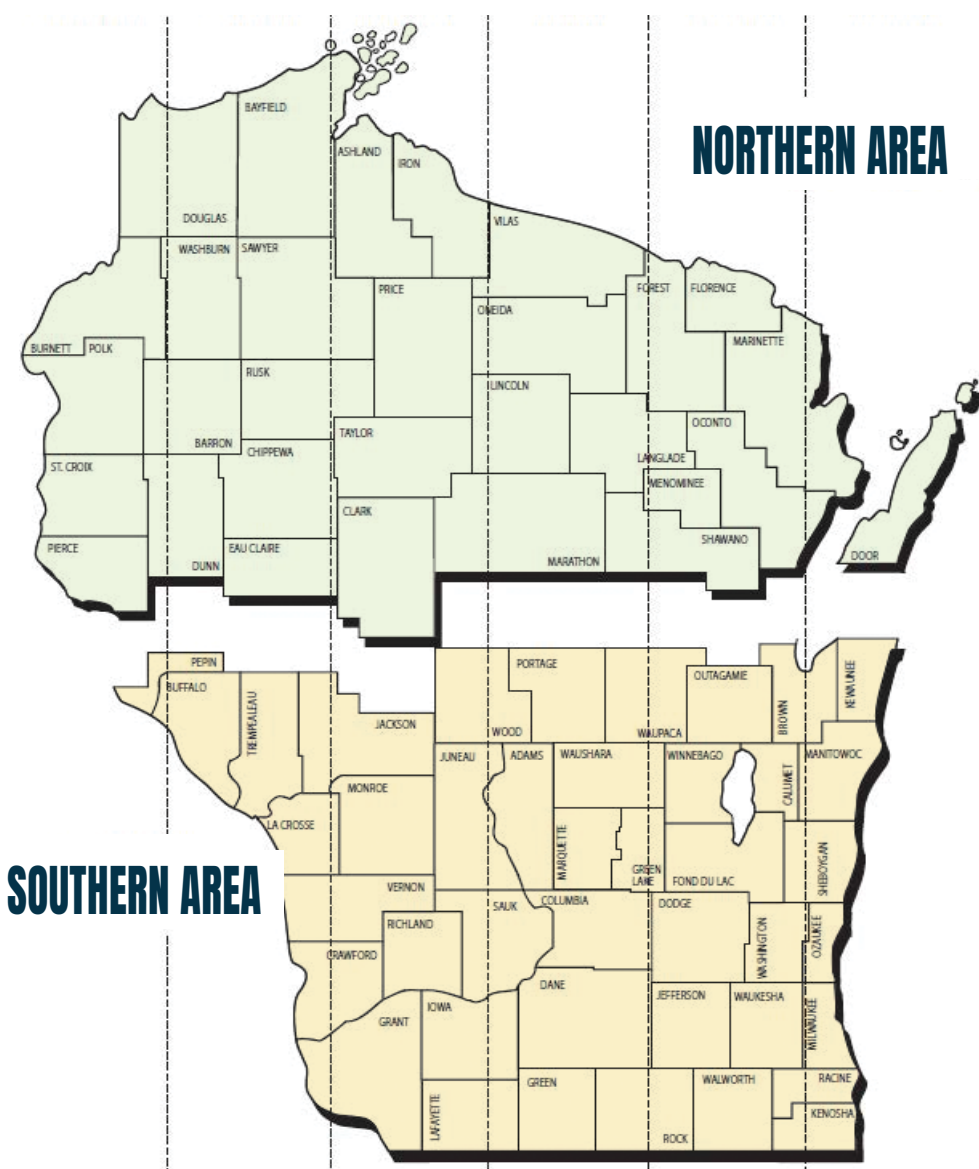
CLOSED SHOOTING HOURS

It is illegal to shoot at game before or after the shooting hours listed on pages 30–31. See page 5 for species that may be hunted at night.

ZONE F	ZONE E	ZONE D	ZONE C	ZONE B	ZONE A
+20 min.	+16 min.	+12 min.	+8 min.	+4 min.	In table next page
W of 92° long.	91°–92° long.	90°–91° long.	89°–90° long.	88°–89° long.	E of 88° long.

CALCULATING SHOOTING HOURS

Determine your location on the map. Add the minutes shown for the zone in which you are hunting to the opening and closing times listed in the appropriate shooting hours table listed on pages 30–31.



NORTHERN WISCONSIN

2022 MIGRATORY GAME BIRD AND 2023 SPRING TURKEY SHOOTING HOURS

2022-23 migratory game bird and 2023 spring turkey shooting hours are listed from 30 minutes before sunrise to sunset for Zone A in the Northern Area. If hunting in a zone other than Zone A, add the zone-specific minutes, as found on page 29, to the opening and closing times. See the regulations specific for the species you plan to hunt for hunting season dates.



ALBERTHEP

Date	Sept.		Oct.		Nov.		Dec.		Jan.		Feb.		March		April		May		Date
	AM	PM	AM	PM	AM	PM	AM	PM	AM	PM	AM	PM	AM	PM	AM	PM	AM	PM	
1	5:41	7:28	6:19	6:30	7:00	5:37	6:40	4:08	7:01	4:17	6:42	4:56	5:59	5:37	6:01	7:18	5:08	7:57	1
2	5:43	7:26	6:20	6:28	7:02	5:35	6:42	4:07	7:01	4:18	6:41	4:58	5:57	5:38	5:59	7:19	5:07	7:58	2
3	5:44	7:24	6:21	6:26	7:03	5:34	6:43	4:07	7:01	4:19	6:39	4:59	5:55	5:39	5:57	7:21	5:05	8:00	3
4	5:45	7:22	6:22	6:24	7:04	5:32	6:44	4:07	7:01	4:20	6:38	5:01	5:54	5:41	5:55	7:22	5:04	8:01	4
5	5:46	7:20	6:24	6:23	7:06	5:31	6:45	4:06	7:01	4:21	6:37	5:02	5:52	5:42	5:53	7:23	5:02	8:02	5
6	5:47	7:18	6:25	6:21	7:07	5:30	6:46	4:06	7:00	4:22	6:35	5:03	5:50	5:44	5:51	7:25	5:01	8:03	6
7	5:49	7:17	6:26	6:19	7:09	5:28	6:47	4:06	7:00	4:23	6:34	5:05	5:48	5:45	5:49	7:26	4:59	8:05	7
8	5:50	7:15	6:28	6:17	7:10	5:27	6:48	4:06	7:00	4:24	6:33	5:06	5:46	5:46	5:47	7:27	4:58	8:06	8
9	5:51	7:13	6:29	6:15	7:11	5:26	6:49	4:06	7:00	4:25	6:31	5:08	5:44	5:48	5:46	7:29	4:57	8:07	9
10	5:52	7:11	6:30	6:13	7:13	5:25	6:50	4:06	7:00	4:26	6:30	5:09	5:42	5:49	5:44	7:30	4:55	8:08	10
11	5:54	7:09	6:31	6:11	7:14	5:24	6:51	4:06	6:59	4:27	6:28	5:11	5:41	5:50	5:42	7:31	4:54	8:10	11
12	5:55	7:07	6:33	6:10	7:16	5:23	6:52	4:06	6:59	4:29	6:27	5:12	6:39	6:52	5:40	7:33	4:53	8:11	12
13	5:56	7:05	6:34	6:08	7:17	5:22	6:53	4:06	6:58	4:30	6:25	5:14	6:37	6:53	5:38	7:34	4:52	8:12	13
14	5:57	7:03	6:35	6:06	7:18	5:21	6:54	4:06	6:58	4:31	6:24	5:15	6:35	6:54	5:37	7:35	4:50	8:13	14
15	5:59	7:01	6:37	6:04	7:20	5:20	6:55	4:06	6:57	4:32	6:22	5:17	6:33	6:56	5:35	7:36	4:49	8:14	15
16	6:00	6:59	6:38	6:02	7:21	5:19	6:56	4:07	6:56	4:34	6:21	5:18	6:31	6:57	5:33	7:38	4:48	8:16	16
17	6:01	6:57	6:39	6:01	7:23	5:18	6:57	4:07	6:56	4:35	6:19	5:20	6:29	6:58	5:31	7:39	4:47	8:17	17
18	6:02	6:55	6:41	5:59	7:24	5:17	6:58	4:07	6:55	4:36	6:18	5:21	6:27	7:00	5:29	7:40	4:46	8:18	18
19	6:03	6:53	6:42	5:57	7:25	5:16	6:59	4:08	6:54	4:38	6:16	5:22	6:25	7:01	5:28	7:42	4:45	8:19	19
20	6:05	6:51	6:43	5:56	7:27	5:15	6:57	4:08	6:54	4:39	6:14	5:24	6:24	7:02	5:26	7:43	4:44	8:20	20
21	6:06	6:49	6:45	5:54	7:28	5:14	6:58	4:09	6:53	4:40	6:13	5:25	6:22	7:04	5:24	7:44	4:43	8:21	21
22	6:07	6:48	6:46	5:52	7:29	5:13	6:58	4:09	6:52	4:42	6:11	5:27	6:20	7:05	5:23	7:46	4:42	8:22	22
23	6:08	6:46	6:48	5:51	7:31	5:12	6:59	4:10	6:51	4:43	6:09	5:28	6:18	7:06	5:21	7:47	4:41	8:23	23
24	6:10	6:44	6:49	5:49	7:32	5:11	6:59	4:10	6:50	4:45	6:08	5:30	6:16	7:08	5:19	7:48	4:40	8:24	24
25	6:11	6:42	6:50	5:47	7:33	5:10	7:00	4:11	6:49	4:46	6:06	5:31	6:14	7:09	5:18	7:49	4:39	8:26	25
26	6:12	6:40	6:52	5:46	7:34	5:09	7:00	4:12	6:48	4:47	6:04	5:32	6:12	7:10	5:16	7:51	4:38	8:27	26
27	6:13	6:38	6:53	5:44	7:36	5:08	7:00	4:12	6:47	4:49	6:02	5:34	6:10	7:12	5:14	7:52	4:38	8:28	27
28	6:15	6:36	6:55	5:43	7:37	5:07	7:00	4:13	6:46	4:50	6:01	5:35	6:08	7:13	5:13	7:53	4:37	8:29	28
29	6:16	6:34	6:56	5:41	7:38	5:06	7:01	4:14	6:45	4:52			6:06	7:14	5:11	7:55	4:36	8:29	29
30	6:17	6:32	6:57	5:40	7:39	5:05	7:01	4:15	6:44	4:53			6:04	7:16	5:10	7:56	4:35	8:30	30
31			6:59	5:38			7:01	4:16	6:43	4:55			6:03	7:17			4:35	8:31	31

SOUTHERN WISCONSIN

2022 MIGRATORY GAME BIRD AND 2023 SPRING TURKEY SHOOTING HOURS

2022-23 migratory game bird and 2023 spring turkey shooting hours are listed from 30 minutes before sunrise to sunset for Zone A in the Southern Area. If hunting in a zone other than Zone A, add the zone-specific minutes, as found on page 29, to the opening and closing times. See the regulations specific for the species you plan to hunt for hunting season dates.




ROTOFRANK

Date	Sept.		Oct.		Nov.		Dec.		Jan.		Feb.		March		April		May		Date
	AM	PM	AM	PM	AM	PM	AM	PM	AM	PM	AM	PM	AM	PM	AM	PM	AM	PM	
1	5:45	7:26	6:19	6:32	6:57	5:41	6:35	4:15	6:55	4:25	6:37	5:02	5:57	5:40	6:02	7:18	5:13	7:54	1
2	5:46	7:25	6:20	6:30	6:58	5:40	6:36	4:15	6:55	4:26	6:36	5:03	5:56	5:41	6:01	7:19	5:12	7:55	2
3	5:47	7:23	6:21	6:28	7:00	5:39	6:37	4:14	6:55	4:25	6:35	5:05	5:54	5:42	5:59	7:20	5:10	7:56	3
4	5:48	7:21	6:22	6:26	7:01	5:38	6:38	4:14	6:55	4:27	6:34	5:06	5:52	5:44	5:57	7:21	5:09	7:57	4
5	5:49	7:19	6:23	6:25	7:02	5:36	6:39	4:14	6:55	4:28	6:33	5:07	5:51	5:45	5:55	7:23	5:08	7:58	5
6	5:50	7:17	6:24	6:23	7:04	5:35	6:40	4:14	6:54	4:29	6:32	5:09	5:49	5:46	5:53	7:24	5:06	8:00	6
7	5:51	7:16	6:26	6:21	7:05	5:34	6:41	4:14	6:54	4:30	6:30	5:10	5:47	5:47	5:52	7:25	5:05	8:01	7
8	5:52	7:14	6:27	6:19	7:06	5:33	6:42	4:14	6:54	4:32	6:29	5:12	5:45	5:49	5:50	7:26	5:04	8:02	8
9	5:54	7:12	6:28	6:17	7:07	5:31	6:43	4:14	6:54	4:33	6:28	5:13	5:44	5:50	5:48	7:27	5:03	8:03	9
10	5:55	7:10	6:29	6:16	7:09	5:30	6:44	4:14	6:54	4:34	6:26	5:14	5:42	5:51	5:47	7:29	5:01	8:04	10
11	5:56	7:08	6:30	6:14	7:10	5:29	6:45	4:14	6:53	4:35	6:25	5:16	5:40	5:52	5:45	7:30	5:00	8:05	11
12	5:57	7:07	6:32	6:12	7:11	5:28	6:45	4:14	6:53	4:36	6:24	5:17	6:38	6:54	5:43	7:31	4:59	8:06	12
13	5:58	7:05	6:33	6:11	7:13	5:27	6:46	4:14	6:52	4:37	6:22	5:18	6:37	6:55	5:41	7:32	4:58	8:07	13
14	5:59	7:03	6:34	6:09	7:14	5:26	6:47	4:14	6:52	4:38	6:21	5:20	6:35	6:56	5:40	7:33	4:57	8:09	14
15	6:00	7:01	6:35	6:07	7:15	5:25	6:48	4:14	6:51	4:40	6:19	5:21	6:33	6:57	5:38	7:35	4:56	8:10	15
16	6:01	6:59	6:37	6:06	7:17	5:24	6:49	4:15	6:51	4:41	6:18	5:22	6:31	6:58	5:36	7:36	4:55	8:11	16
17	6:03	6:57	6:38	6:04	7:18	5:23	6:49	4:15	6:50	4:42	6:17	5:24	6:29	7:00	5:35	7:37	4:54	8:12	17
18	6:04	6:56	6:39	6:02	7:19	5:22	6:50	4:15	6:50	4:43	6:15	5:25	6:28	7:01	5:33	7:38	4:53	8:13	18
19	6:05	6:54	6:40	6:01	7:20	5:21	6:50	4:16	6:49	4:45	6:14	5:27	6:26	7:02	5:31	7:39	4:52	8:14	19
20	6:06	6:52	6:42	5:59	7:22	5:20	6:51	4:16	6:48	4:46	6:12	5:28	6:24	7:03	5:30	7:41	4:51	8:15	20
21	6:07	6:50	6:43	5:58	7:23	5:19	6:52	4:17	6:48	4:47	6:10	5:29	6:22	7:05	5:28	7:42	4:50	8:16	21
22	6:08	6:48	6:44	5:56	7:24	5:18	6:52	4:17	6:47	4:49	6:09	5:30	6:20	7:06	5:27	7:43	4:49	8:17	22
23	6:09	6:46	6:45	5:54	7:25	5:17	6:53	4:18	6:46	4:50	6:07	5:32	6:19	7:07	5:25	7:44	4:48	8:18	23
24	6:11	6:44	6:47	5:53	7:27	5:16	6:53	4:18	6:45	4:51	6:06	5:33	6:17	7:08	5:23	7:45	4:47	8:19	24
25	6:12	6:43	6:48	5:51	7:28	5:15	6:53	4:19	6:44	4:53	6:04	5:34	6:15	7:09	5:22	7:47	4:46	8:20	25
26	6:13	6:41	6:49	5:50	7:29	5:14	6:54	4:20	6:44	4:54	6:02	5:36	6:13	7:11	5:20	7:48	4:46	8:21	26
27	6:14	6:39	6:50	5:48	7:30	5:13	6:54	4:20	6:43	4:55	6:01	5:37	6:11	7:12	5:19	7:49	4:45	8:22	27
28	6:15	6:37	6:52	5:47	7:31	5:12	6:54	4:21	6:42	4:57	5:59	5:38	6:10	7:13	5:17	7:50	4:44	8:23	28
29	6:16	6:35	6:53	5:46	7:33	5:11	6:54	4:22	6:41	4:58			6:08	7:14	5:16	7:51	4:44	8:23	29
30	6:17	6:34	6:54	5:44	7:34	5:10	6:55	4:23	6:40	4:59			6:06	7:15	5:15	7:53	4:43	8:24	30

NORTHERN WISCONSIN

2022-23 DEER, ELK, BEAR, SMALL GAME AND FALL TURKEY SHOOTING HOURS

2022-23 deer, elk, bear, small game and fall turkey shooting hours are listed from 30 minutes before sunrise to 20 minutes after sunset for Zone A in the Northern Area. If hunting in a zone other than Zone A, add the zone-specific minutes, as found on page 29, to the opening and closing times. See the regulations specific for the species you plan to hunt for hunting season dates.



JIM KUCHLER

Date	Sept.		Oct.		Nov.		Dec.		Jan.		Feb.		March		April		May		Date
	AM	PM	AM	PM	AM	PM	AM	PM	AM	PM	AM	PM	AM	PM	AM	PM	AM	PM	
1	5:41	7:48	6:19	6:50	7:00	5:57	6:40	4:28	7:01	4:37	6:42	5:16	5:59	5:57	6:01	7:38	5:08	8:17	1
2	5:43	7:46	6:20	6:48	7:02	5:55	6:42	4:27	7:01	4:38	6:41	5:18	5:57	5:58	5:59	7:39	5:07	8:18	2
3	5:44	7:44	6:21	6:46	7:03	5:54	6:43	4:27	7:01	4:39	6:39	5:19	5:55	5:59	5:57	7:41	5:05	8:20	3
4	5:45	7:42	6:22	6:44	7:04	5:52	6:44	4:27	7:01	4:40	6:38	5:21	5:54	6:01	5:55	7:42	5:04	8:21	4
5	5:46	7:40	6:24	6:43	7:06	5:51	6:45	4:26	7:01	4:41	6:37	5:22	5:52	6:02	5:53	7:43	5:02	8:22	5
6	5:47	7:38	6:25	6:41	6:07	4:50	6:46	4:26	7:00	4:42	6:35	5:23	5:50	6:04	5:51	7:45	5:01	8:23	6
7	5:49	7:37	6:26	6:39	6:09	4:48	6:47	4:26	7:00	4:43	6:34	5:25	5:48	6:05	5:49	7:46	4:59	8:25	7
8	5:50	7:35	6:28	6:37	6:10	4:47	6:48	4:26	7:00	4:44	6:33	5:26	5:46	6:06	5:47	7:47	4:58	8:26	8
9	5:51	7:33	6:29	6:35	6:11	4:46	6:49	4:26	7:00	4:45	6:31	5:28	5:44	6:08	5:46	7:49	4:57	8:27	9
10	5:52	7:31	6:30	6:33	6:13	4:45	6:50	4:26	6:59	4:46	6:30	5:29	5:42	6:09	5:44	7:50	4:55	8:28	10
11	5:54	7:29	6:31	6:31	6:14	4:44	6:51	4:26	6:59	4:47	6:28	5:31	5:41	6:10	5:42	7:51	4:54	8:30	11
12	5:55	7:27	6:33	6:30	6:16	4:42	6:52	4:26	6:59	4:49	6:27	5:32	6:39	7:12	5:40	7:53	4:53	8:31	12
13	5:56	7:25	6:34	6:28	6:17	4:41	6:52	4:26	6:58	4:50	6:25	5:34	6:37	7:13	5:38	7:54	4:52	8:32	13
14	5:57	7:23	6:35	6:26	6:18	4:40	6:53	4:26	6:58	4:51	6:24	5:35	6:35	7:14	5:37	7:55	4:50	8:33	14
15	5:59	7:21	6:37	6:24	6:20	4:39	6:54	4:26	6:57	4:52	6:22	5:37	6:33	7:16	5:35	7:56	4:49	8:34	15
16	6:00	7:19	6:38	6:22	6:21	4:38	6:55	4:27	6:56	4:54	6:21	5:38	6:31	7:17	5:33	7:58	4:48	8:36	16
17	6:01	7:17	6:39	6:21	6:23	4:37	6:55	4:27	6:56	4:55	6:19	5:40	6:29	7:18	5:31	7:59	4:47	8:37	17
18	6:02	7:15	6:41	6:19	6:24	4:36	6:56	4:27	6:55	4:56	6:18	5:41	6:27	7:20	5:29	8:00	4:46	8:38	18
19	6:03	7:13	6:42	6:17	6:25	4:35	6:57	4:28	6:54	4:58	6:16	5:42	6:25	7:21	5:28	8:02	4:45	8:39	19
20	6:05	7:11	6:43	6:16	6:27	4:34	6:57	4:28	6:54	4:59	6:14	5:44	6:24	7:22	5:26	8:03	4:44	8:40	20
21	6:06	7:09	6:45	6:14	6:28	4:34	6:58	4:29	6:53	5:00	6:13	5:45	6:22	7:24	5:24	8:04	4:43	8:41	21
22	6:07	7:08	6:46	6:12	6:29	4:33	6:58	4:29	6:52	5:02	6:11	5:47	6:20	7:25	5:23	8:06	4:42	8:42	22
23	6:08	7:06	6:48	6:11	6:31	4:32	6:59	4:30	6:51	5:03	6:09	5:48	6:18	7:26	5:21	8:07	4:41	8:43	23
24	6:10	7:04	6:49	6:09	6:32	4:31	6:59	4:30	6:50	5:05	6:08	5:50	6:16	7:28	5:19	8:08	4:40	8:44	24
25	6:11	7:02	6:50	6:07	6:33	4:31	7:00	4:31	6:49	5:06	6:06	5:51	6:14	7:29	5:18	8:09	4:39	8:46	25
26	6:12	7:00	6:52	6:06	6:34	4:30	7:00	4:32	6:48	5:07	6:04	5:52	6:12	7:30	5:16	8:11	4:38	8:47	26
27	6:13	6:58	6:53	6:04	6:36	4:30	7:00	4:32	6:47	5:09	6:02	5:54	6:10	7:32	5:14	8:12	4:38	8:48	27
28	6:15	6:56	6:55	6:03	6:37	4:29	7:00	4:33	6:46	5:10	6:01	5:55	6:08	7:33	5:13	8:13	4:37	8:49	28
29	6:16	6:54	6:56	6:01	6:38	4:28	7:01	4:34	6:45	5:12			6:06	7:34	5:11	8:15	4:36	8:49	29
30	6:17	6:52	6:57	6:00	6:39	4:28	7:01	4:35	6:44	5:13			6:04	7:36	5:10	8:16	4:35	8:50	30
31			6:59	5:58			7:01	4:36	6:43	5:15			6:03	7:37			4:35	8:51	31

SOUTHERN WISCONSIN

2022-23 DEER, ELK, BEAR, SMALL GAME AND FALL TURKEY SHOOTING HOURS

2022-23 deer, elk, bear, small game and fall turkey shooting hours are listed from 30 minutes before sunrise to 20 minutes after sunset for Zone A in the Southern Area. If hunting in a zone other than Zone A, add the zone-specific minutes, as found on page 29, to the opening and closing times. See the regulations specific for the species you plan to hunt for hunting season dates.



BOB HASSE

Date	Sept.		Oct.		Nov.		Dec.		Jan.		Feb.		March		April		May		Date
	AM	PM	AM	PM	AM	PM	AM	PM	AM	PM	AM	PM	AM	PM	AM	PM	AM	PM	
1	5:45	7:46	6:19	6:52	6:57	6:01	6:35	4:35	6:55	4:45	6:37	5:22	5:57	6:00	6:02	7:38	5:13	8:14	1
2	5:46	7:45	6:20	6:50	6:58	6:00	6:36	4:35	6:55	4:45	6:36	5:23	5:56	6:01	6:01	7:39	5:12	8:15	2
3	5:47	7:43	6:21	6:48	7:00	5:59	6:37	4:34	6:55	4:46	6:35	5:25	5:54	6:02	5:59	7:40	5:10	8:16	3
4	5:48	7:41	6:22	6:46	7:01	5:58	6:38	4:34	6:55	4:47	6:34	5:26	5:52	6:04	5:57	7:41	5:09	8:17	4
5	5:49	7:39	6:23	6:45	7:02	5:56	6:39	4:34	6:55	4:48	6:33	5:27	5:51	6:05	5:55	7:43	5:08	8:18	5
6	5:50	7:37	6:24	6:43	6:04	4:55	6:40	4:34	6:54	4:49	6:32	5:29	5:49	6:06	5:53	7:44	5:06	8:20	6
7	5:51	7:36	6:26	6:41	6:05	4:54	6:41	4:34	6:54	4:50	6:30	5:30	5:47	6:07	5:52	7:45	5:05	8:21	7
8	5:52	7:34	6:27	6:39	6:06	4:53	6:42	4:34	6:54	4:52	6:29	5:32	5:45	6:09	5:50	7:46	5:04	8:22	8
9	5:54	7:32	6:28	6:37	6:07	4:51	6:43	4:34	6:54	4:53	6:28	5:33	5:44	6:10	5:48	7:47	5:03	8:23	9
10	5:55	7:30	6:29	6:36	6:09	4:50	6:44	4:34	6:54	4:54	6:26	5:34	5:42	6:11	5:47	7:49	5:01	8:24	10
11	5:56	7:28	6:30	6:34	6:10	4:49	6:45	4:34	6:53	4:55	6:25	5:36	5:40	6:12	5:45	7:50	5:00	8:25	11
12	5:57	7:27	6:32	6:32	6:11	4:48	6:45	4:34	6:53	4:56	6:24	5:37	6:38	7:14	5:43	7:51	4:59	8:26	12
13	5:58	7:25	6:33	6:31	6:13	4:47	6:46	4:34	6:52	4:57	6:22	5:38	6:37	7:15	5:41	7:52	4:58	8:27	13
14	5:59	7:23	6:34	6:29	6:14	4:46	6:47	4:34	6:52	4:58	6:21	5:40	6:35	7:16	5:40	7:53	4:57	8:29	14
15	6:00	7:21	6:35	6:27	6:15	4:45	6:48	4:34	6:51	5:00	6:19	5:41	6:33	7:17	5:38	7:55	4:56	8:30	15
16	6:01	7:19	6:37	6:26	6:17	4:44	6:49	4:35	6:51	5:01	6:18	5:42	6:31	7:18	5:36	7:56	4:55	8:31	16
17	6:03	7:17	6:38	6:24	6:18	4:43	6:49	4:35	6:50	5:02	6:17	5:44	6:29	7:20	5:35	7:57	4:54	8:32	17
18	6:04	7:16	6:39	6:22	6:19	4:43	6:50	4:35	6:50	5:03	6:15	5:45	6:28	7:21	5:33	7:58	4:53	8:33	18
19	6:05	7:14	6:40	6:21	6:20	4:42	6:50	4:36	6:49	5:05	6:14	5:47	6:26	7:22	5:31	7:59	4:52	8:34	19
20	6:06	7:12	6:42	6:19	6:22	4:41	6:51	4:36	6:48	5:06	6:12	5:48	6:24	7:23	5:30	8:01	4:51	8:35	20
21	6:07	7:10	6:43	6:18	6:23	4:40	6:52	4:37	6:48	5:07	6:10	5:49	6:22	7:25	5:28	8:02	4:50	8:36	21
22	6:08	7:08	6:44	6:16	6:24	4:40	6:52	4:37	6:47	5:09	6:09	5:50	6:20	7:26	5:27	8:03	4:49	8:37	22
23	6:09	7:06	6:45	6:14	6:25	4:39	6:52	4:38	6:46	5:10	6:07	5:52	6:19	7:27	5:25	8:04	4:48	8:38	23
24	6:11	7:04	6:47	6:13	6:27	4:38	6:53	4:38	6:45	5:11	6:06	5:53	6:17	7:28	5:23	8:05	4:47	8:39	24
25	6:12	7:03	6:48	6:11	6:28	4:38	6:53	4:39	6:44	5:13	6:04	5:54	6:15	7:29	5:22	8:07	4:46	8:40	25
26	6:13	7:01	6:49	6:10	6:29	4:37	6:54	4:40	6:44	5:14	6:02	5:56	6:13	7:31	5:20	8:08	4:46	8:41	26
27	6:14	6:59	6:50	6:08	6:30	4:37	6:54	4:40	6:43	5:15	6:01	5:57	6:11	7:32	5:19	8:09	4:45	8:42	27
28	6:15	6:57	6:52	6:07	6:31	4:36	6:54	4:41	6:42	5:17	5:59	5:58	6:10	7:33	5:17	8:10	4:44	8:43	28
29	6:16	6:55	6:53	6:06	6:33	4:36	6:54	4:42	6:41	5:18			6:08	7:34	5:16	8:11	4:44	8:43	29
30	6:17	6:54	6:54	6:04	6:34	4:35	6:55	4:43	6:40	5:19			6:06	7:35	5:15	8:13	4:43	8:44	30
31			6:56	6:03			6:55	4:43	6:39	5:21			6:04	7:37			4:43	8:45	31

The content of this pamphlet was prepared by the
Wisconsin Department of Natural Resources.

Part of the printing costs were generously paid for by these organizations and companies.

Thank you for your contribution!




Vortex Optics
Located in Barneveld, WI
Vortexoptics.com
1-800-4VORTEX
(1-800-486-7839)

■ **FIND MORE INFORMATION ON HUNTING AND TRAPPING IN WISCONSIN!**

Visit dnr.wi.gov and search “[hunt](#)” and “[trap](#)” for season dates, regulations, license and permit requirements, finding a place to hunt or trap and more.

■ **ARE YOU INTERESTED IN SPONSORING THE HUNTING REGULATIONS PAMPHLET?**

Email dnrwmguidance@wisconsin.gov to secure your spot in the 2023 Hunting Regulations pamphlet.



The Wisconsin Department of Natural Resources provides equal opportunity in its employment, programs, services and functions under an Affirmative Action Plan. If you have any questions, please write to: Chief, Public Civil Rights, Office of Civil Rights, U.S. Department of the Interior, 1849 C. Street, NW, Washington, D.C. 20240.

This publication is available in alternative format (large print, Braille, etc.) upon request. Please call the Accessibility Coordinator at 608-267-7490 for more information.

